



REPUBLIC OF KENYA

THE NATIONAL

TREASURY

DEVELOPMENT ESTIMATES 2017/2018

Details of Projects and Programmes Funded through External
Resources

April, 2018

**DEVELOPMENT ESTIMATES
2017/2018**

Details of Projects and Programmes Funded through External
Resources

© Copyright 2017

Treasury Building, Harambee Avenue,
P.O. Box 30007, Nairobi.

Nairobi
Kenya

info@treasury.go.ke

+254-020-2252299.

0728338111 OR 0733660606

<http://www.treasury.go.ke>

FOREWORD

This is the 22nd publication of the External Resources Handbook which provides budget summary for programmes and projects financed through External Resources to finance development agenda of the Government of Kenya (GOK). It presents the details of the on-budget of externally funded projects and programs as captured in Development Budget Estimates for the FY 2017/2018. The disbursement details presented herein show 8 years trend starting from FY 2008/2009 to FY 2016/2017 as provided in Table VIII.

The total budget of the GOK for FY 2017/2018 is KShs. 2.332 trillion, of which KShs. 642,8 billion comprises of development budget. Out of this, Development Partners contributed KShs. 256 billion which is 39.94% of the total development budget and forms 11.01% of the total budget. In the previous FY 2016/2017, the total budget was Ksh2.2 trillion of which KShs. 820.1 billion comprised the development budget. Out of this Development Partners contributed KSh. 413.6 billion which was 50.4% towards the development budget and 18.8% towards the total budget. This trend reflects a decrease of 10.41% and 7.62% towards the total budget and development budgets respectively. The total ODA budget is aligned to our fiscal framework which indicates that externally funded budget should be less than 6% of the country's GDP.

Further, the total external financing is provided as Kshs. 204.2 billion in form of loans and Kshs. 52.5 billion grants. All will go towards funding capital investments expenditures initiated by the government. These external resources are distributed across the MTEF sectors as follows:- Energy, infrastructure and ICT (62.47%), Environmental Protection, Water and Natural Resources (12.11%), Public Administration and International Relations (10.15%), Health (6.99%), Agriculture, Rural and Urban Development (2.42%), Education (2.61%), Social Protection, Culture and Recreation (1.12%), Governance, Justice, Law and Order (1.76%), General Economic and Commercial Affairs (0.34%) and National Security (0.02%)(Figure II).

This financial year, the total ODA received from the bi-laterals totaled KShs. 118.9 billion while multilaterals contributed KShs. 137.8 billion. International Development Association (IDA) led in the multilaterals with a contribution of KShs. 76.059 billion while China led the bilateral category with a contribution of KShs. 63.891 billion. Comparing total contributions by all our Development Partners, China took the lead seconded by IDA followed by the African Development Bank AfDB) Group (KShs. 20.678 billion).

In spite of the huge resource commitment made by our Development Partners, there exists numerous implementation challenges that have persistently resulted in low disbursement of available resources. The trend shows disbursement level of less than 75% of commitments in each specific Financial Year. Among the key reasons occasioning the low disbursement are lengthy procurement process; weak implementation capacity; delays in granting the no objection letters and declaring loans/grants effective; poor project designs, inadequate GOK Counterpart provision, relocation of utilities and land compensation delays, among others. A critically emerging challenge is devolution in terms of funds flow

arrangements, institutional implementation framework and selection criteria of counties to benefit from ODA support. All these challenges require our concerted efforts for quick solutions so that we realize fruits of devolution and value for money.

This publication therefore provides details of the donor funded projects and programmes by National Government's implementing Ministries, MTEF Sectors, title of the project, commitment by development partners, amount reflected in the budget, mode of disbursement and the amount disbursed in the last eight financial years from FY 2008/2009 to FY 2016/2017. Various graphical presentations have been provided showing trends of donor inflows received by the Government of Kenya over the past years.

The information provided herein will be useful to officers involved in mobilization, implementation and monitoring of externally funded projects and programmes in the implementing line Ministries (including State Corporations), County Governments, The National Treasury, Development Partners, project beneficiaries and other relevant Stakeholders.

The Development Partners will particularly find this publication a useful guide with regard to monitoring of projects and programmes at both levels of Government during the Financial Year 2017/2018, with a view of taking necessary measures to facilitate timely disbursements and improve absorption of funds.

I would like to take this opportunity on behalf of the Government of Kenya to express deep appreciation to our Development Partners for their continued support in pursuit of actualization of our development agenda as spelt out in the Vision 2030, its subsequent Medium-Term Plans, Strategic Plans and other international commitments.

A handwritten signature in black ink, appearing to read 'K. Thugge', with a stylized flourish extending from the end.

DR. KAMAU THUGGE, CBS
PRINCIPAL SECRETARY/NATIONAL TREASURY

TABLE OF CONTENTS

FOREWORD	v
TABLE OF CONTENTS.....	vii
LIST OF ACRONYMS	viii
TABLE I: SUMMARY OF DEVELOPMENT EXPENDITURE AND SOURCE OF FINANCE 2017/2018	1
TABLE II: SUMMARY OF EXTERNAL FUNDING: 2017/2018 BUDGET (LISTED BY DONOR) - NATIONAL GOVERNMENT	4
TABLE III: SUMMARY OF EXTERNAL FUNDING: 2017/2018 BUDGET (LISTED BY VOTE) - NATIONAL GOVERNMENT.....	6
TABLE IV: SUMMARY OF EXTERNAL RESOURCES ABSORPTION FOR PROJECTS IN: 2017/2018 BUDGET (BY VOTE).....	8
TABLE V: DETAILS OF EXTERNAL RESOURCES FUNDING FOR PROJECTS FY2017/2018 LISTED BY VOTE	Error! Bookmark not defined.
TABLE VI SUMMARY OF EXTERNAL FUNDING BY VOTE AND MTEF SECTOR FY 2017/2018	11
TABLE VII DETAILS OF EXTERNAL FUNDING FOR PROJECTS in 2017/2018 (Listed by Donor).....	37
TABLE VIII: TREND IN DONOR COMMITMENTS VERSUS DISBURSEMENT	78
TABLE IX: PREVIOUS FINANCIAL YEAR 2016/2017 PERFORMANCE	80
TABLE X: SUMMARY OF GRANTS AND LOANS DISBURSEMENT STATUS - CUMMULATIVE 2016/2017	82

List of Figures

<i>Figure 1: Distribution of External Resources Estimates by Vote – National Government</i>	<i>10</i>
<i>Figure 2: Distribution of External Estimates by MTEF Sector – National Government</i>	<i>14</i>
<i>Figure 3: Distribution of External Funds by Donors – Multilaterals and Bi-laterals</i>	<i>74</i>
<i>Figure 4: Distribution of External Funds by Donors – Loans/Grants</i>	<i>75</i>
<i>Figure 5: Total Contribution by All Donors/Lenders.....</i>	<i>76</i>
<i>Figure 6: Total Expenditure Versus External Resources</i>	<i>77</i>
<i>Figure 7: Trend in Commitments Versus Disbursements</i>	<i>78</i>
<i>Figure 8: Funding Types Disbursement Trend in %</i>	<i>79</i>
<i>Figure 9: Funding Type Modes Disbursement Trend.....</i>	<i>79</i>
<i>Figure 10: Disbursements versus Budget for FY 2016/2017.....</i>	<i>83</i>

LIST OF ACRONYMS

ABU-DHABI	-	Abu Dhabi
ACBF	-	African Capacity Building Foundation
AD	-	Abu Dhabi Fund
AfDB	-	African Development Bank
AfDF	-	African Development Fund
AFD-FRANCE	-	French Development Agency
AG	-	Auditor General
AG&DJ	-	Office of the Attorney General and Department of Justice
AGD	-	Accountant General Department
AGRA		Alliance for a Green Revolution in Africa
AIA	-	Appropriation in Aid
ARD	-	Agricultural and Rural Development
ASDSP	-	Agricultural Sector Development Support Programme
AUST	-	Government of Australia
AUSTRIA	-	Government of Austria
BADEA	-	Arab Bank for Economic Development in Africa
BCM (USA)	-	Baylor College of Medicine (USA)
BELGIUM/BEL	-	Government of Belgium
CAJ	-	The Commission on Administrative Justice
CARE	-	CARE International
CDC	-	Commonwealth Development Corporation Group
CDTF	-	Community Development Trust Fund
CF	-	Clinton Foundation
CHINA	-	Government of China
CIC	-	Commission for the Implementation of the Constitution
CIDA	-	Canadian International Development Agency
CoB	-	Controller of Budget
COM	-	Commonwealth
COMESA	-	Common Market for Eastern and Southern Africa
CRA	-	The Commission on Revenue Allocation

DANIDA	-	Danish International Development Agency
DfID-UK	-	Department for International Development - United Kingdom
DPM	-	Directorate of Personnel Management
DPP	-	Directorate of Public Prosecutions
E&ACC	-	Ethics and Anti-Corruption Commission
EAAPP	-	East African Agriculture Productivity Project
EACC	-	Ethics and Anti-Corruption Commission
ECA	-	Economic Commission of Africa
EDF/EEC	-	European Development Fund/European Economic Commission
EIB	-	European Investment Bank
EMACS	-	Enterprise Messaging and Collaboration System
RMD	-	Resource Mobilization Department
FAO	-	Food and Agricultural Organization
FINLAND/FIN	-	Government of Finland
FORD	-	FORD Foundation
GAVI	-	Global Alliance Vaccine Initiative
GETF	-	Global Environmental Trust Fund (GETF)
GF	-	Global Fund
GIZ-GERMANY	-	German Technical Cooperation (GIZ - GER)
GJLOS	-	Government, Justice, Law and Order Sector
GoK	-	Government of Kenya
IBRD	-	International Bank for Reconstruction and Development
ICF	-	Investment Climate Facility
ICPD	-	Integration and Coordination Project
ICT	-	Information, Communication and Technology
IDA	-	International Development Association
IDRC	-	International Development Research Center
IEBC	-	Independent Electoral and Boundaries Commission
IFAD	-	International Fund for Agricultural Development
IF-PPP	-	Infrastructure Finance and Public Private Partnership Project

IGAD	-	Inter-Governmental Authority on Development
ILO	-	International Labour Organization
IMF	-	International Monetary Fund
IPOA	-	Independent Police Oversight Authority
IRAN	-	Government of Iran
IRAPP	-	IGAD Regional HIV/AIDS Partnership Programme
ISBANK	-	Islamic Development Bank
ITALY	-	Government of Italy
JAPAN	-	Government of Japan
JSC	-	Judicial Service Commission
JUDIC	-	The Judiciary
KAA	-	Kenya Airports Authority
KAPAP	-	Kenya Agricultural Productivity and Agribusiness
KAPSLM	-	Kenya Agricultural Productivity and Sustainable land Management
KCAA	-	Kenya Civil Aviation Authority
KCDP	-	Kenya Coastal Development Project
KEMSA	-	Kenya Medical Supplies Agency
KeNAO	-	Kenya National Audit office
KENTRADE	-	Kenya Trade Network Agency
KETRACO	-	Kenya Electricity Transmission Company Limited
KFW-GERMANY	-	German Development Bank (KFW-GER)
KHSSP	-	Kenya Health Sector Support project
KNBS	-	Kenya National Bureau of Statistics
KNCHR		Kenya National Commission on Human Rights
KRA	-	Kenya Revenue Authority
KUWAIT/KUW	-	Kuwait Fund for Economic Development
LUX	-	Luxembourg
LVEMP	-	Lake Victoria Environment Management Project
MED	-	Monitoring and Evaluation Directorate
MFA	-	Ministry of Foreign Affairs

ML&PP	-	Ministry of Land and Physical Planning
MOD	-	Ministry of Defense
MOH	-	Ministry of Health
Mo Mining	-	Ministry of Mining
MOT	-	Ministry of Tourism
NA	-	National Assembly
NACCS	-	National Aids Control Council Services
NCAPD	-	National Council Agency for Population Development
NDF	-	Nordic Development Fund
NETH	-	Government of Netherlands
NG&EC	-	National Gender and Equality Commission
NIS	-	National Intelligence Service
NLC	-	National Land Commission
NORAD	-	Norway Agency for Development
NPSC	-	National Police Service Commission
NSIS	-	National Security Intelligence Service
NUTRIP	-	National Urban Transport Improvement project
NWSEPIP	-	Nairobi Water and Sewerage
ODPP	-	office of the Director of Public Prosecutions
OPEC	-	Organization of Petroleum Exporting Countries
OXFAM	-	United Kingdom (OXFAM - UK)
PAIR	-	Public Administration and International Relations
PAKIS	-	Government of Pakistan
Par SC	-	Parliamentary Service Commission
PPF	-	Project Preparation Fund
Presidency	-	The Presidency
Pub SC	-	Public Service Commission
RH	-	Rural Health
RMD	-	Resource Mobilization Department
ROCKF FDN	-	Rockefeller Foundation

RPD	-	Rural planning Department
RPP	-	Registrar of Political Parties
SAUDI FUND	-	Government of Saudi Arabia
SD Agriculture	-	State Department for Agriculture.
SD A&C	-	State Department for Arts and Culture
SD Education	-	State Department for Basic Education
SD B&T	-	State Department for Broadcasting & Telecommunications
SD CS	-	State Department for Correctional Services
SD Cooperatives	-	State Department for Cooperatives
SD Devolution	-	State Department for Devolution
SD E	-	State Department for Energy
SD Environment	-	State Department for Environment
SD EAI	-	State Department for East African Integration
SD F&BE	-	State Department for Fisheries and Blue Economy
SD Gender	-	State Department for Gender
SD HUD		State Department for Housing & Urban Development
SD ICT&Innov	-	State Department for Information Communication and Technology & Innovation
SD Infrastructure	-	State Department of Infrastructure
SD Interior	-	State Department for Interior
SD Irrigation		State Department for Irrigation
SD I& Industry	-	State Department for Investment and Industry
SD Labour	-	State Department for Labour
SD Livestock	-	State Department for Livestock.
SD Maritime	-	State Department of Maritime
SDN Resources	-	State Department for Natural Resources
SD Petroleum	-	State Department for Petroleum
SD Planning	-	State Department for Planning and Statistics
SD PS &YA	-	State Department for Public Service & Youth Affairs
SD PW	-	State Department for Public Works
SD SP	-	State Department for Special Programmes

SD SD	-	State Department for Sports Development
SD Trade	-	State Department for Trade
SD Transport	-	State Department of Transport
SD U Edu.	-	State Department for University Education
SD V& TT	-	State Department for Vocational & Technical Training
SD W Services	-	State Department for Water Services
SH	-	State House
SLO & DJ	-	State Law Office and Department of Justice
SHoMAP	-	Small Holders of Horticulture Marketing Programme
SIDA	-	Swedish International Development Agency
SK	-	Government of South Korea
SPAIN	-	Government of Spain
SRC	-	Salaries and Remuneration Commission
SWITZ	-	Government of Switzerland
TCIP	-	Transparency Communication and Infrastructure Project
TIVET	-	Technical, Industrial, Vocational and Entrepreneurship Training
TNT	-	The National Treasury
TSC	-	Teachers Service Commission
UAE	-	United Arab Emirates
UNDP	-	United Nations Development Programme
UNEP	-	United Nations Environmental Programme
UNESCO	-	United Nations Educational, Scientific and Cultural Organization
UNFPA	-	United Nations Fund for Population Activities
UNICEF	-	United Nations International Children Education Fund
UNIDO	-	United Nations Industrial Development Organization
USAID	-	United States Agency for International Development
WFP	-	World Food Programme
WPA	-	Witness Protection Agency
WSB	-	Water Services Board
WSTF	-	Water Sector Trust Fund

TABLE I: SUMMARY OF DEVELOPMENT EXPENDITURE AND SOURCE OF FINANCE 2017/2018

Vote Title	Gross Estimates 2017/2018	Appropriations in Aid 2017/2018	Net Estimates 2017/2018	Composition of Appropriations in Aid 2017/2018			External Revenue 2017/2018	
				Grants	Loans	Local	Grants	Loans
	KShs.		KShs.	KShs.	KShs.	KShs.	KShs.	KShs.
1011 The Presidency	1,110,000,000	-	1,110,000,000	-	-	-	-	-
1021 State Department for Interior	17,616,796,889	435,996,889	17,180,800,000	435,996,889	-	-	65,800,000	-
1023 State Department for Correctional Services	900,000,000	-	900,000,000	-	-	-	-	-
1032 State Department for Devolution	3,539,300,000	1,000,000,000	2,539,300,000	1,000,000,000	-	-	164,300,000	1,500,000,000
1033 State Department for Special Programmes	4,519,450,000	1,569,350,000	2,950,100,000	1,569,350,000	-	-	110,000,000	-
1034 State Department for Planning and Statistics	37,478,856,000	617,100,000	36,861,756,000	198,100,000	419,000,000	-	129,960,000	400,000,000
1041 Ministry of Defense	45,000,000	45,000,000	-	45,000,000	-	-	-	-
1052 Ministry of Foreign Affairs	2,000,000,000	-	2,000,000,000	-	-	-	-	-
1063 State Department for Basic Education	6,406,730,000	114,730,000	6,292,000,000	69,730,000	45,000,000	-	2,213,000,000	100,000,000
1064 State Department for Vocational and Technical Training	5,646,000,000	1,300,000,000	4,346,000,000	-	1,300,000,000	-	-	-
1065 State Department for University Education	12,668,100,000	2,975,350,000	9,692,750,000	14,350,000	2,961,000,000	-	4,750,000	-
1071 The National Treasury	43,908,042,616	17,361,222,799	26,546,819,817	17,106,366,599	254,856,200	-	1,322,576,017	1,683,243,800
1081 Ministry of Health	30,978,663,319	11,362,221,900	19,616,441,419	6,546,668,054	4,815,553,846	-	3,682,283,772	2,911,157,647
1091 State Department of Infrastructure	134,987,591,571	53,128,591,571	81,859,000,000	5,760,000,000	34,968,591,571	12,400,000,000	-	3,583,000,000
1092 State Department of Transport	96,769,432,000	81,194,432,000	15,575,000,000	-	60,025,432,000	21,169,000,000	-	1,531,000,000
1094 State Department for Housing & Urban Development	14,272,000,000	5,025,000,000	9,247,000,000	1,188,000,000	3,800,000,000	37,000,000	10,000,000	3,155,000,000
1095 State Department for Public Works	2,176,090,000	-	2,176,090,000	-	-	-	-	-
1103 State Department for Water Services	29,777,370,000	20,881,770,000	8,895,600,000	2,041,270,000	18,840,500,000	-	347,000,000	3,030,000,000
1104 State Department for Irrigation	12,258,300,000	3,236,000,000	9,022,300,000	60,000,000	3,176,000,000	-	-	797,300,000
1105 State Department for Environment	3,629,000,000	257,358,000	3,371,642,000	257,358,000	-	-	854,642,000	613,000,000
1106 State Department for Natural Resources	3,877,320,990	1,064,320,990	2,813,000,000	1,064,320,990	-	-	-	-
1112 Ministry of Lands and Physical Planning	3,770,000,000	-	3,770,000,000	-	-	-	-	-

TABLE I: SUMMARY OF DEVELOPMENT EXPENDITURE AND SOURCE OF FINANCE 2017/2018

Vote Title	Gross Estimates 2017/2018	Appropriations in Aid 2017/2018	Net Estimates 2017/2018	Composition of Appropriations in Aid 2017/2018			External Revenue 2017/2018	
				Grants	Loans	Local	Grants	Loans
	KShs.		KShs.	KShs.	KShs.	KShs.	KShs.	KShs.
1122 State Department for Information Communications and Technology & Innovation	19,247,000,000	3,046,000,000	16,201,000,000	-	3,046,000,000	-	-	800,000,000
1123 State Department for Broadcasting & Telecommunications	764,000,000	-	764,000,000	-	-	-	-	-
1132 State Department for Sports Development	560,000,001	-	560,000,001	-	-	-	-	-
1133 State Department for Arts and Culture	1,046,978,010	41,978,010	1,005,000,000	41,978,010	-	-	-	-
1152 State Department for Energy	75,166,704,310	43,865,699,652	31,301,004,658	251,250,000	36,472,449,652	7,142,000,000	25,000,000	5,334,504,658
1153 State Department for Petroleum	5,138,500,000	2,213,000,000	2,925,500,000	-	-	2,213,000,000	-	500,000,000
1161 State Department for Agriculture.	10,601,800,000	1,700,398,463	8,901,401,537	954,527,463	745,871,000	-	1,747,772,537	454,629,000
1162 State Department for Livestock.	5,498,980,000	817,315,000	4,681,665,000	417,315,000	400,000,000	-	-	1,499,665,000
1164 State Department for Fisheries and the Blue Economy	914,000,000	-	914,000,000	-	-	-	-	-
1172 State Department for Investment and Industry	5,381,062,000	54,000,000	5,327,062,000	54,000,000	-	-	-	754,562,000
1173 State Department for Cooperatives	490,000,000	-	490,000,000	-	-	-	-	-
1174 State Department for Trade	327,500,000	-	327,500,000	-	-	-	-	-
1183 State Department for East African Integration	65,000,000	65,000,000	-	65,000,000	-	-	-	-
1184 State Department for Labour	1,044,100,000	-	1,044,100,000	-	-	-	-	500,000,000
1185 State Department for Social Protection	14,959,750,000	-	14,959,750,000	-	-	-	1,689,850,000	644,000,000
1191 Ministry of Mining	1,256,321,429	22,321,429	1,234,000,000	22,321,429	-	-	-	-
1201 Ministry of Tourism	3,921,000,000	-	3,921,000,000	-	-	-	-	-
1211 State Department for Public Service and Youth Affairs	12,990,000,000	-	12,990,000,000	-	-	-	-	207,000,000
1212 State Department for Gender	3,430,000,000	-	3,430,000,000	-	-	-	-	-
1252 State Law Office and Department of Justice	1,445,928,571	308,928,571	1,137,000,000	308,928,571	-	-	-	-

TABLE I: SUMMARY OF DEVELOPMENT EXPENDITURE AND SOURCE OF FINANCE 2017/2018

Vote Title	Gross Estimates	Appropriations in Aid	Net Estimates	Composition of Appropriations in Aid 2017/2018			External Revenue 2017/2018	
	2017/2018	2017/2018	2017/2018	Grants	Loans	Local	Grants	Loans
	KShs.		KShs.	KShs.	KShs.	KShs.	KShs.	KShs.
1261 The Judiciary	4,128,900,000	-	4,128,900,000	-	-	-	-	2,999,000,000
1271 Ethics and Anti-Corruption Commission	1,268,000,000	-	1,268,000,000	-	-	-	-	-
1291 Office of the Director of Public Prosecutions	82,550,000	-	82,550,000	-	-	-	2,550,000	-
2021 National Land Commission	300,000,000	-	300,000,000	-	-	-	-	-
2031 Independent Electoral and Boundaries Commission	757,210,000	712,210,000	45,000,000	712,210,000	-	-	-	-
2041 Parliamentary Service Commission	3,150,000,000	-	3,150,000,000	-	-	-	-	-
2071 Public Service Commission	60,000,000	-	60,000,000	-	-	-	-	-
2091 Teachers Service Commission	118,000,000	-	118,000,000	-	-	-	-	-
2101 National Police Service Commission	65,000,000	-	65,000,000	-	-	-	-	-
2111 Auditor General	235,000,000	-	235,000,000	-	-	-	-	-
2151 Independent Policing Oversight Authority	150,000,000	-	150,000,000	-	-	-	-	-
	642,897,327,706	254,415,295,274	388,482,032,432	40,184,041,005	171,270,254,269	42,961,000,000	12,369,484,326	32,997,062,105

Vote is an Accounting Unit responsible for the implementation of the Project/ Programme.

TABLE II: SUMMARY OF EXTERNAL FUNDING: 2017/2018 BUDGET (LISTED BY DONOR) - NATIONAL GOVERNMENT

Funding Source	Printed Estimates (KES) 2017/2018				Supplementary Estimates I (KES) 2017/2018				Supplementary Estimates II (KES) 2017/2018			
	Loan		Grant		Loan		Grant		Loan		Grant	
	AIA	Revenue	AIA	Revenue	AIA	Revenue	AIA	Revenue	AIA	Revenue	AIA	Revenue
BILATERAL FUNDING SOURCES												
001 - Government of Denmark	0	0	160,000,000	1,442,772,265	0	0	0	1,927,039,403	0	0	50,000,000	2,018,016,756
003 - Government of Netherlands	350,000,000	0		0	350,000,000	0	0	0	2,459,995,045	0	0	0
004 - Government of Sweden	0	0	306,283,000	683,185,000	0	0	306,283,000	683,185,000	0	0	45,000,000	437,725,000
006 - Government of Finland	493,000,000	0	270,000,000	0	493,000,000	0	0	270,000,000	600,000,000	0	0	441,400,000
007 - Government of Belgium	3,635,900,000	0			5,135,900,000	0	0	0	4,668,900,000	0		
011 - Government of Italy	5,369,000,000	0	460,000,000	80,267,760	5,369,000,000	0	455,000,000	189,267,760	13,082,651,100	0	0	233,620,000
012 - Government of Spain	633,000,000	0			633,000,000	0	0	0	222,856,137	0		
014 - Government of Germany (KFW-GERMANY)	7,381,000,000	500,000,000	2,143,770,000	47,000,000	7,381,000,000	513,762,560	1,643,770,000	47,000,000	2,512,000,000	633,762,560	105,000,000	27,000,000
015 - Government of Germany (GIZ-GERMANY)	0	0	300,000,000	0	0	0	300,000,000	0	0	0	50,000,000	0
016 - Government of France	4,603,000,000	3,176,504,658	86,000,000	20,000,000	4,603,000,000	3,176,504,658	145,000,000	20,000,000	7,339,000,000	723,000,000	713,867,000	5,000,000
018 - Kuwait Fund for Arab Development	559,000,000	0	0	0	559,000,000	0	0	0	305,653,010	0	0	0
019 - Saudi Fund for Development	570,500,000	0	0	0	570,500,000	0	0	0	195,000,000	0	0	0
020 - Abhu Dhabi Fund	165,000,000	0	0	0	165,000,000	0	0	0	245,000,000	0	0	0
021 - Government of Japan	12,452,000,000	1,665,550,265	2,293,150,000	158,000,000	12,452,000,000	1,665,550,265	2,489,550,000	158,000,000	4,977,556,674	892,000,000	793,600,050	0
023 - Government of India	899,000,000	0			1,503,243,120	0	0	0	3,212,000,000	0	0	0
024 - Government of South Korea	0	0	100,000,000	0	0	0	100,000,000	0	10,709,920	0	80,000,000	0
025 - Government of China	63,891,000,000	0	0	0	73,939,469,734	0	0	0	88,142,500,000	0	0	0
031 - Government of United States of America (USAID)	0	0	2,713,901,796	0	0	0	2,666,923,786	10,000,000	0	0	0	10,000,000
038 - Government of Israel	0	0	0	0	0	0		0	600,000,000	0	0	0
040 - United Kingdom DFID (UK)	0	0	1,365,000,000	0	0	0	1,365,000,000	0	0	0	75,000,000	0
043 - Government of Poland	0	0	0	0	0	0		0	500,000,000	0	0	0
TOTAL BILATERAL FUNDING SOURCES	101,001,400,000	5,342,054,923	10,198,104,796	2,431,225,025	113,154,112,854	5,355,817,483	9,471,526,786	3,304,492,163	129,073,821,886	2,248,762,560	1,912,467,050	3,172,761,756

TABLE II: SUMMARY OF EXTERNAL FUNDING: 2017/2018 BUDGET (LISTED BY VOTE) - NATIONAL GOVERNMENT

Funding Source	Printed Estimates (KES) 2017/2018				Supplementary Estimates I (KES) 2017/2018				Supplementary Estimates II (KES) 2017/2018			
	Loan		Grant		Loan		Grant		Loan		Grant	
	AIA	Revenue	AIA	Revenue	AIA	Revenue	AIA	Revenue	AIA	Revenue	AIA	Revenue
MULTILATERAL FUNDING SOURCES												
501 - International Development Association (IDA)	46,726,233,617	23,984,783,179	803,576,158	4,544,485,588	48,394,133,617	29,262,591,375	803,576,158	4,801,985,588	35,411,808,448	27,408,297,308	1,052,326,154	4,088,485,588
502 - Global Environmental Trust Fund	0	0	0	0	0	0	0	0	0	0	0	12,752,785
503 - Global Fund	0	0	17,028,366,599	2,700,837,537	0	0	17,028,366,599	2,944,717,537	0	0	12,016,685,588	4,323,047,013
505 - European Development Fund	0	0	7,071,350,000	365,009,000	0	0	6,371,350,000	365,009,000	0	0	4,563,000,000	385,009,000
506 - European Investment Bank	2,072,000,000	0			0	1,900,000,000	0	0	0	1,900,000,000	0	0
510 - African Development Bank/ Fund	17,978,120,652	1,307,629,203	588,627,463	804,272,537	18,028,655,569	1,307,629,203	550,627,463	786,272,537	20,162,998,684	225,799,909	718,972,278	179,330,383
512 - Arab Bank for Economic Development in Africa (BADEA)	417,500,000	0	0	0	417,500,000	0	0	0	494,067,657	0	0	0
513 - Organization of Petroleum Exporting Countries (OPEC)	1,045,000,000	0	0	0	1,045,000,000	0	0	0	227,662,822	0	0	0
517 - United Nations Development Programme (UNDP)	0	0	1,103,235,000	450,335,000	0	0	1,103,235,000	450,335,000	0	0	1,140,770,000	55,800,000
519 - United Nations Fund for Population Activities (UNFPA)	0	0	32,002,493	122,179,143	0	0	32,002,493	122,179,143	0	0	32,002,493	10,260,500
520 - United Nations Industrial Development Organization (UNIDO)	0	0	54,000,000	0	0	0	54,000,000	0	0	0	54,000,000	0
521 - United Nations Environmental Programme (UNEP)	0	0	0	45,000,000	0	0	0	45,000,000	0	0	0	32,991,875
522 - United Nations International Children Education Fund (UNICEF)	0	0	120,478,496	162,140,496	0	0	120,478,496	162,140,496	0	0	88,978,496	147,862,000
523 - World Food Programme	0	0	324,300,000	110,000,000	0	0	324,300,000	110,000,000	0	0	2,070,300,000	0
524 - Global Alliance Vaccine Initiative	0	0	2,600,000,000	0	0	0	2,600,000,000	0	0	0	0	0
526 - International Fund for Agricultural Development (IFAD)	500,000,000	2,362,594,800	260,000,000	607,000,000	500,000,000	2,362,594,800	260,000,000	607,000,000	914,000,000	1,791,000,000	229,000,000	494,086,000
527 - Nordic Development Fund (NDF)	1,530,000,000	0	0	0	1,530,000,000	0	0	0	110,000,000	0	0	45,000,000
531 - Alliance For A Green Revolution In Africa (AGRA)	0	0	0	27,000,000	0	0	0	27,000,000	0	0	0	27,000,000
TOTAL MULTILATERAL FUNDING SOURCES	70,268,854,269	27,655,007,182	29,985,936,209	9,938,259,301	69,915,289,186	34,832,815,378	29,247,936,209	10,421,639,301	57,320,537,611	31,325,097,217	21,966,035,009	9,801,625,144
SUB TOTAL MODALITIES	171,270,254,269	32,997,062,105	40,184,041,005	12,369,484,326	183,069,402,040	40,188,632,861	38,719,462,995	13,726,131,464	186,394,359,497	33,573,859,777	23,878,502,059	12,974,386,900
GRAND TOTAL EXTERNAL FUNDING SOURCES	256,820,841,705				275,703,629,360				256,821,108,233			

TABLE III: SUMMARY OF EXTERNAL FUNDING: 2017/2018 BUDGET (LISTED BY VOTE) - NATIONAL GOVERNMENT

Implementing Agencies	Printed Estimates (KShs) 2017/2018				Supplementary Estimates I (KShs) 2017/2018				Supplementary Estimates II (KShs) 2017/2018			
	Loan		Grant		Loan		Grant		Loan		Grant	
	AIA	Revenue	AIA	Revenue	AIA	Revenue	AIA	Revenue	AIA	Revenue	AIA	Revenue
1011 - The Presidency	0	0	0	0	0	441,000,000	0	0	0	724,160,000	0	0
1021 - State Department for Interior	0	0	435,996,889	65,800,000	0	0	435,996,889	65,800,000	0	0	435,996,889	5,800,000
1032 - State Department for Devolution	0	1,500,000,000	1,000,000,000	164,300,000	0	1,500,000,000	1,000,000,000	164,300,000	0	0	520,000,000	50,000,000
1033 - State Department for Special Programmes	0	0	1,569,350,000	110,000,000	0	0	1,569,350,000	110,000,000	0	0	638,400,000	100,000,000
1034 - State Department for Planning and Statistics	419,000,000	400,000,000	198,100,000	129,960,000	419,000,000	60,000,000	198,100,000	129,960,000	4,392,651,100	0	198,100,000	34,160,000
1041 - Ministry of Defence	0	0	45,000,000	0	0	0	45,000,000	0	7,429,995,045	0	45,000,000	0
1063 - State Department for Basic Education	45,000,000	100,000,000	69,730,000	2,213,000,000	45,000,000	100,000,000	69,730,000	2,213,000,000	2,000,000	641,940,396	2,205,730,000	2,055,000,000
1064 - State Department for Vocational and Technical Training	1,300,000,000	0	0	0	9,567,901,000	0	0	104,000,000	7,000,000,000	0	0	124,000,000
1065 - State Department for University Education	2,961,000,000	0	14,350,000	4,750,000	2,961,000,000	0	14,350,000	4,750,000	2,300,000,000	0	305,604	0
1071 - The National Treasury	254,856,200	1,683,243,800	17,106,366,599	1,322,576,017	254,856,200	1,962,494,065	17,110,366,599	1,576,456,017	638,642,150	1,386,600,518	12,112,685,588	1,329,931,824
1081 - Ministry of Health	4,815,553,846	2,911,157,647	6,546,668,054	3,682,283,772	4,815,553,846	2,631,907,382	6,546,668,054	3,682,301,772	3,090,900,000	5,164,760,969	870,674,650	5,068,942,395
1091 - State Department of Infrastructure	34,968,591,571	3,583,000,000	5,760,000,000	0	33,468,591,571	3,583,000,000	5,060,000,000	0	27,105,591,571	2,546,000,000	2,770,000,000	0
1092 - State Department of Transport	60,025,432,000	1,531,000,000	0	0	60,025,432,000	1,531,000,000	0	0	65,510,000,000	578,800,000	0	0
1094 - State Department for Housing & Urban Development	3,800,000,000	3,155,000,000	1,188,000,000	10,000,000	3,800,000,000	3,485,315,000	1,083,000,000	15,000,000	5,200,000,000	5,250,315,000	0	552,000,000
1103 - State Department for Water Services	18,840,500,000	3,030,000,000	2,041,270,000	347,000,000	19,240,500,000	3,043,762,560	1,311,270,000	1,001,249,138	18,978,739,642	5,563,762,560	624,500,000	1,583,149,138
1104 - State Department for Irrigation	3,176,000,000	797,300,000	60,000,000	0	3,176,000,000	797,300,000	60,000,000	0	6,414,440,163	180,000,000	60,000,000	0
1105 - State Department for Environment	0	613,000,000	257,358,000	854,642,000	0	613,000,000	119,358,000	936,642,000	80,000,000	270,000,000	78,610,000	371,098,875
1106 - State Department for Natural Resources	0	0	1,064,320,990	0	0	0	1,114,320,990	0	0	0	1,116,867,000	0
1122 - State Department for Information Communications and Technology & Innovation	3,046,000,000	800,000,000	0	0	4,546,000,000	800,000,000	0	0	4,467,500,000	200,000,000	0	0

TABLE III: SUMMARY OF EXTERNAL FUNDING: 2017/2018 BUDGET (LISTED BY VOTE) - NATIONAL GOVERNMENT

Implementing Agencies	Printed Estimates (KShs) 2017/2018				Supplementary Estimates I (KShs) 2017/2018				Supplementary Estimates II (KShs) 2017/2018			
	Loan		Grant		Loan		Grant		Loan		Grant	
	AIA	Revenue	AIA	Revenue	AIA	Revenue	AIA	Revenue	AIA	Revenue	AIA	Revenue
1152 - State Department for Energy	36,472,449,652	5,334,504,658	251,250,000	25,000,000	36,295,553,303	7,234,504,658	251,250,000	25,000,000	27,638,666,457	3,985,157,000	251,250,000	45,000,000
1153 - State Department for Petroleum	0	500,000,000	0	0	0	500,000,000	0	257,500,000	520,000,000	350,000,000	10,000,000	180,000,000
1161 - State Department for Agriculture	745,871,000	454,629,000	954,527,463	1,747,772,537	2,129,771,000	5,301,122,196	1,150,927,463	1,747,772,537	1,428,148,722	2,076,999,909	590,922,328	752,894,168
1162 - State Department for Livestock	400,000,000	1,499,665,000	417,315,000	0	400,000,000	1,499,665,000	417,315,000	0	1,214,000,000	2,289,665,279	387,000,000	0
1164 - State Department for Fisheries and the Blue Economy	0	0	0	0	0	0	0	0	0	30,000,000	0	0
1172 - State Department for Investment and Industry	0	754,562,000	54,000,000	0	604,243,120	754,562,000	54,000,000	0	2,600,000,000	190,000,000	54,000,000	30,000,000
1183 - State Department for East African Integration	0	0	65,000,000	0	0	0	65,000,000	0	0	0	65,000,000	0
1184 - State Department for Labour	0	500,000,000	0	0	0	500,000,000	0	0	10,709,920	300,000,000	50,000,000	0
1185 - State Department for Social Protection	0	644,000,000	0	1,689,850,000	0	644,000,000	0	1,689,850,000	0	0	0	687,850,000
1191 - Ministry of Mining	0	0	22,321,429	0	1,320,000,000	0	22,321,429	0	0	0	22,321,429	0
1211 - State Department for Public Service and Youth Affairs	0	207,000,000			0	207,000,000			0	475,072,873	0	0
1252 - State Law Office and Department of Justice	0	0	308,928,571	0	0	0	308,928,571	0	0	0	58,928,571	0
1261 - The Judiciary	0	2,999,000,000			0	2,999,000,000			372,374,727	1,227,625,273	0	0
1291 - Office of the Director of Public Prosecutions	0	0	0	2,550,000	0	0	0	2,550,000	0	0	0	4,560,500
2031 - Independent Electoral and Boundaries Commission	0	0	712,210,000	0	0	0	712,210,000	0	0	0	712,210,000	0
2091 - Teachers Service Commission (TSC)	0	0	0	0	0	0	0	0	0	143,000,000	0	0
SUB Total External Funds in KShs..	171,270,254,269	32,997,062,105	40,184,041,005	12,369,484,326	183,069,402,040	40,188,632,861	38,719,462,995	13,726,131,464	186,394,359,497	33,573,859,777	23,878,502,059	12,974,386,900
Grand Total External Funding in Kshs.	256,820,841,705				275,703,629,360				256,821,108,233			

TABLE IV: SUMMARY OF EXTERNAL RESOURCES ABSORPTION FOR PROJECTS IN: 2017/2018 BUDGET (BY VOTE)

Vote Title	Gross Estimates 2017/2018	External Resources 2017/2018	External Resources 2017/2018	% of Gross 2017/2018	Absorption % Rate 2017/2018
	KShs.	KShs.	KShs.	KShs.	KShs.
1011 The Presidency	1,110,000,000	-	-	-	-
1021 State Department for Interior	17,616,796,889	501,796,889	501,796,889	3%	100%
1023 State Department for Correctional Services	900,000,000	-	-	0%	0%
1032 State Department for Devolution	3,539,300,000	2,664,300,000	2,664,300,000	75%	100%
1033 State Department for Special Programmes	4,519,450,000	1,679,350,000	1,679,350,000	37%	100%
1034 State Department for Planning and Statistics	37,478,856,000	1,147,060,000	1,147,060,000	3%	100%
1041 Ministry of Defense	45,000,000	45,000,000	45,000,000	100%	100%
1052 Ministry of Foreign Affairs	2,000,000,000	-	-	0%	0%
1063 State Department for Basic Education	6,406,730,000	2,427,730,000	2,427,730,000	38%	100%
1064 State Department for Vocational and Technical Training	5,646,000,000	1,300,000,000	1,300,000,000	23%	100%
1065 State Department for University Education	12,668,100,000	2,980,100,000	2,980,100,000	24%	100%
1071 The National Treasury	43,908,042,616	20,367,042,616	20,367,042,616	46%	100%
1081 Ministry of Health	30,978,663,319	17,955,663,319	17,955,663,319	58%	100%
1091 State Department of Infrastructure	134,987,591,571	44,311,591,571	44,311,591,571	33%	100%
1092 State Department of Transport	96,769,432,000	61,556,432,000	61,556,432,000	64%	100%
1094 State Department for Housing & Urban Development	14,272,000,000	8,153,000,000	8,153,000,000	57%	100%
1095 State Department for Public Works	2,176,090,000	-	-	0%	0%
1103 State Department for Water Services	29,777,370,000	24,258,770,000	24,258,770,000	81%	100%
1104 State Department for Irrigation	12,258,300,000	4,033,300,000	4,033,300,000	33%	100%
1105 State Department for Environment	3,629,000,000	1,725,000,000	1,725,000,000	48%	100%
1106 State Department for Natural Resources	3,877,320,990	1,064,320,990	1,064,320,990	27%	100%
1112 Ministry of Lands and Physical Planning	3,770,000,000	-	-	0%	0%
1122 State Department for Information Communications and Technology & Innovation	19,247,000,000	3,846,000,000	3,846,000,000	20%	100%
1123 State Department for Broadcasting & Telecommunications	764,000,000	-	-	0%	0%
1132 State Department for Sports Development	560,000,001	-	-	0%	0%
1133 State Department for Arts and Culture	1,046,978,010	41,978,010	41,978,010	4%	100%
1152 State Department for Energy	75,166,704,310	42,083,204,310	42,083,204,310	56%	100%
1153 State Department for Petroleum	5,138,500,000	500,000,000	500,000,000	10%	100%

TABLE IV: SUMMARY OF EXTERNAL RESOURCES ABSORPTION FOR PROJECTS IN: 2017/2018 BUDGET (BY VOTE)

Vote Title	Gross Estimates 2017/2018	External Resources 2017/2018	External Resources 2017/2018	% of Gross 2017/2018	Absorption % Rate 2017/2018
	KShs.	KShs.	KShs.	KShs.	KShs.
1161 State Department for Agriculture.	10,601,800,000	3,902,800,000	3,902,800,000	37%	100%
1162 State Department for Livestock.	5,498,980,000	2,316,980,000	2,316,980,000	42%	100%
1164 State Department for Fisheries and the Blue Economy	914,000,000	-	-	0%	0%
1172 State Department for Investment and Industry	5,381,062,000	808,562,000	808,562,000	15%	100%
1173 State Department for Cooperatives	490,000,000	-	-	0%	0%
1174 State Department for Trade	327,500,000	-	-	0%	0%
1183 State Department for East African Integration	65,000,000	65,000,000	65,000,000	100%	100%
1184 State Department for Labour	1,044,100,000	500,000,000	500,000,000	48%	100%
1185 State Department for Social Protection	14,959,750,000	2,333,850,000	2,333,850,000	16%	100%
1191 Ministry of Mining	1,256,321,429	22,321,429	22,321,429	2%	100%
1201 Ministry of Tourism	3,921,000,000	-	-	0%	0%
1211 State Department for Public Service and Youth Affairs	12,990,000,000	207,000,000	207,000,000	2%	100%
1212 State Department for Gender	3,430,000,000	-	-	0%	0%
1252 State Law Office and Department of Justice	1,445,928,571	308,928,571	308,928,571	21%	100%
1261 The Judiciary	4,128,900,000	2,999,000,000	2,999,000,000	73%	100%
1271 Ethics and Anti-Corruption Commission	1,268,000,000	-	-	0%	0%
1291 Office of the Director of Public Prosecutions	82,550,000	2,550,000	2,550,000	3%	100%
2021 National Land Commission	300,000,000	-	-	0%	0%
2031 Independent Electoral and Boundaries Commission	757,210,000	712,210,000	712,210,000	94%	100%
2041 Parliamentary Service Commission	3,150,000,000	-	-	0%	0%
2071 Public Service Commission	60,000,000	-	-	0%	0%
2091 Teachers Service Commission	118,000,000	-	-	0%	0%
2101 National Police Service Commission	65,000,000	-	-	0%	0%
2111 Auditor General	235,000,000	-	-	0%	0%
2151 Independent Policing Oversight Authority	150,000,000	-	-	0%	0%
	642,897,327,706	256,820,841,705	256,820,841,705	40%	100%

1. *External Commitments refer to both Grants and Loans for projects being implemented by Vote*
2. *External Resources refer to the amount included in the FY 2017/2018 Development Estimates*
3. *"% of Gross" refers to the percentage of External Resources in the total Development Estimates FY 2017/2018 of the Vote*
4. *Absorption rate gives the percentage of commitment absorbed in the FY 2017/2018 Development Estimates of the Vote.*

**External Resources for projects in 2017/2018.
Total External Funding by Vote - National Government
(KShs. 256,820,841,705)**

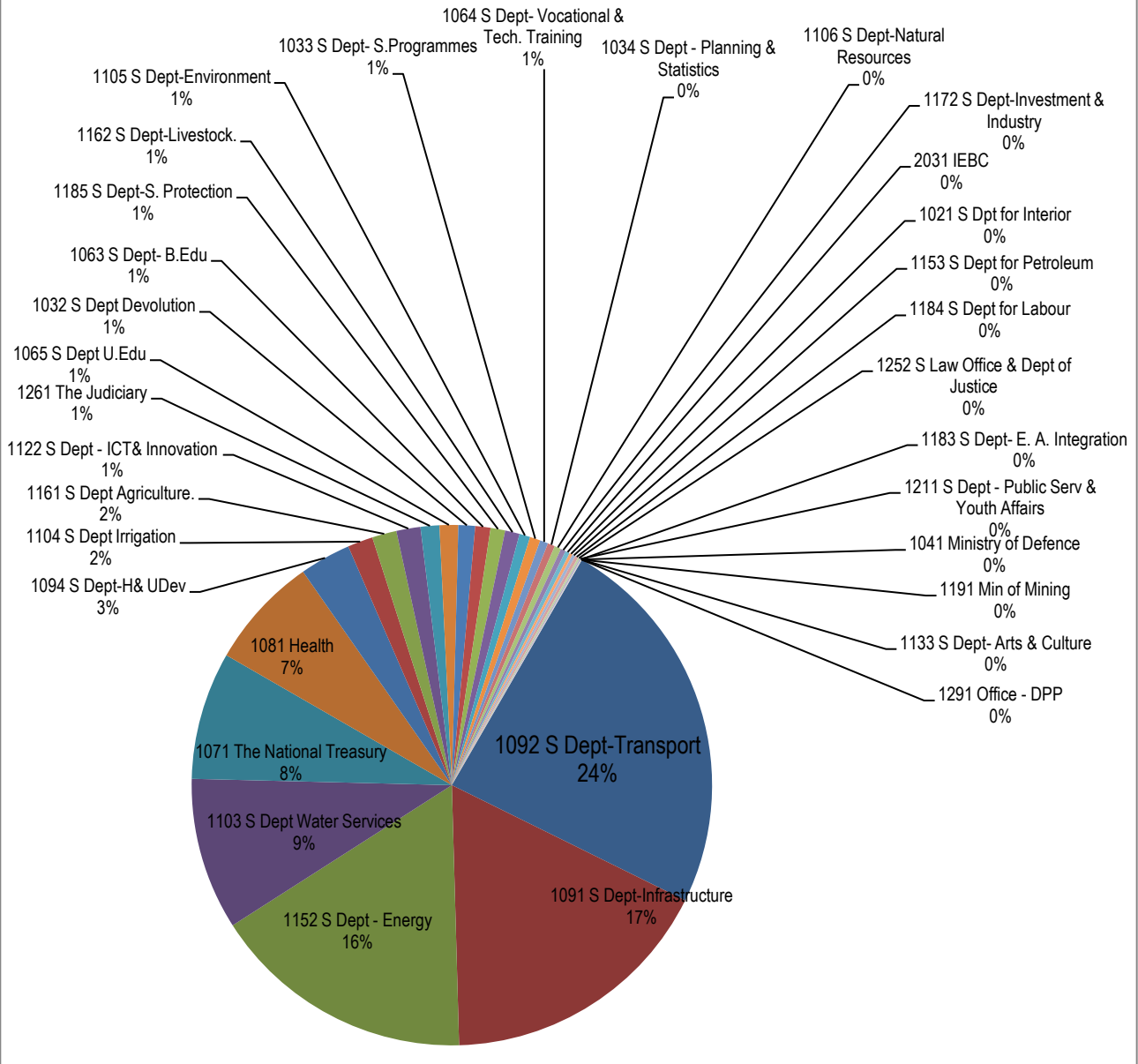


Figure 1: Distribution of External Resources Estimates by Vote – National Government

TABLE VI SUMMARY OF EXTERNAL FUNDING BY VOTE AND MTEF SECTOR FY 2017/2018

Sector	Vote	EXTERNAL RESOURCES 2017/2018				Vote Total	MTEF SECTOR Total
		Appropriations in Aid		Revenue			
		GRANTS	LOANS	GRANTS	LOANS	KShs.	%
0100000 Agriculture, Rural & Urban Development	1161 State Department for Agriculture.	954,527,463	745,871,000	1,747,772,537	454,629,000	3,902,800,000	2.422
	1162 State Department for Livestock.	417,315,000	400,000,000	-	1,499,665,000	2,316,980,000	
	Agriculture, Rural & Urban Development Sector: Total	1,371,842,463	1,145,871,000	1,747,772,537	1,954,294,000	6,219,780,000	
0200000 Energy, Infrastructure And ICT	1091 State Department of Infrastructure	5,760,000,000	34,968,591,571	-	3,583,000,000	44,311,591,571	62.476
	1092 State Department of Transport	-	60,025,432,000	-	1,531,000,000	61,556,432,000	
	1094 State Department for Housing & Urban Development	1,188,000,000	3,800,000,000	10,000,000	3,155,000,000	8,153,000,000	
	1122 State Department for Information Communications and Technology & Innovation	-	3,046,000,000	-	800,000,000	3,846,000,000	
	1152 State Department for Energy	251,250,000	36,472,449,652	25,000,000	5,334,504,658	42,083,204,310	
	1153 State Department for Petroleum	-	-	-	500,000,000	500,000,000	
	Energy, Infrastructure And ICT Sector: Total	7,199,250,000	138,312,473,223	35,000,000	14,903,504,658	160,450,227,881	
0300000 General Economic and Commercial Affairs	1172 State Department for Investment and Industry	54,000,000	-	-	754,562,000	808,562,000	0.340
	1183 State Department for East African Integration	65,000,000	-	-	-	65,000,000	
	General Economic and Commercial Affairs Sector: Total	119,000,000	-	-	754,562,000	873,562,000	
0400000 Health	1081 Ministry of Health	6,546,668,054	4,815,553,846	3,682,283,772	2,911,157,647	17,955,663,319	6.992
	Health Sector: Total	6,546,668,054	4,815,553,846	3,682,283,772	2,911,157,647	17,955,663,319	
0500000 Education	1063 State Department for Basic Education	69,730,000	45,000,000	2,213,000,000	100,000,000	2,427,730,000	2.612
	1064 State Department for Vocational and Technical Training	-	1,300,000,000	-	-	1,300,000,000	

TABLE VI SUMMARY OF EXTERNAL FUNDING BY VOTE AND MTEF SECTOR FY 2017/2018

Sector	Vote	EXTERNAL RESOURCES 2017/2018				Vote Total	MTEF SECTOR Total
		Appropriations in Aid		Revenue			
		GRANTS	LOANS	GRANTS	LOANS	KShs.	%
	1065 State Department for University Education	14,350,000	2,961,000,000	4,750,000	-	2,980,100,000	
	Education Sector: Total	84,080,000	4,306,000,000	2,217,750,000	100,000,000	6,707,830,000	
0600000 Governance, Justice, Law and Order	1021 State Department for Interior	435,996,889	-	65,800,000	-	501,796,889	1.762
	1252 State Law Office and Department of Justice	308,928,571	-	-	-	308,928,571	
	1261 The Judiciary	-	-	-	2,999,000,000	2,999,000,000	
	1291 Office of the Director of Public Prosecutions	-	-	2,550,000	-	2,550,000	
	2031 Independent Electoral and Boundaries Commission	712,210,000	-	-	-	712,210,000	
	Governance, Justice, Law and Order Sector: Total	1,457,135,460	-	68,350,000	2,999,000,000	4,524,485,460	
0700000 Public Administration And International Relations	1032 State Department for Devolution	1,000,000,000	-	164,300,000	1,500,000,000	2,664,300,000	10.149
	1033 State Department for Special Programmes	1,569,350,000	-	110,000,000	-	1,679,350,000	
	1034 State Department for Planning and Statistics	198,100,000	419,000,000	129,960,000	400,000,000	1,147,060,000	
	1071 The National Treasury	17,106,366,599	254,856,200	1,322,576,017	1,683,243,800	20,367,042,616	
	1211 State Department for Public Service and Youth Affairs	-	-	-	207,000,000	207,000,000	
	Public Administration And International Relations Sector: Total	19,873,816,599	673,856,200	1,726,836,017	3,790,243,800	26,064,752,616	
0800000 National Security	1041 Ministry of Defence	45,000,000	-	-	-	45,000,000	0.018
	National Security Sector: Total	45,000,000	-	-	-	45,000,000	
0900000 Social Protection,	1133 State Department for Arts and Culture	41,978,010	-	-	-	41,978,010	1.120

TABLE VI SUMMARY OF EXTERNAL FUNDING BY VOTE AND MTEF SECTOR FY 2017/2018

Sector	Vote	EXTERNAL RESOURCES 2017/2018				Vote Total	MTEF SECTOR Total
		Appropriations in Aid		Revenue			
		GRANTS	LOANS	GRANTS	LOANS	KShs.	%
Culture and Recreation	1184 State Department for Labour	-	-	-	500,000,000	500,000,000	
	1185 State Department for Social Protection	-	-	1,689,850,000	644,000,000	2,333,850,000	
	Social Protection, Culture and Recreation Sector: Total	41,978,010	-	1,689,850,000	1,144,000,000	2,875,828,010	
1000000 Environment Protection, Water And Natural Resources	1103 State Department for Water Services	2,041,270,000	18,840,500,000	347,000,000	3,030,000,000	24,258,770,000	12.111
	1104 State Department for Irrigation	60,000,000	3,176,000,000	-	797,300,000	4,033,300,000	
	1105 State Department for Environment	257,358,000	-	854,642,000	613,000,000	1,725,000,000	
	1106 State Department for Natural Resources	1,064,320,990	-	-	-	1,064,320,990	
	1191 Ministry of Mining	22,321,429	-	-	-	22,321,429	
	Environment Protection, Water And Natural Resources Sector: Total	3,445,270,419	22,016,500,000	1,201,642,000	4,440,300,000	31,103,712,419	
Total Programmes in Kshs...	40,184,041,005	171,270,254,269	12,369,484,326	32,997,062,105	256,820,841,705		

**External Resources for Projects in FY 2017/2018 Budget
Total External Resources Estimates by MTEF Sector - National Government
(KShs. 256,820,841,705)**

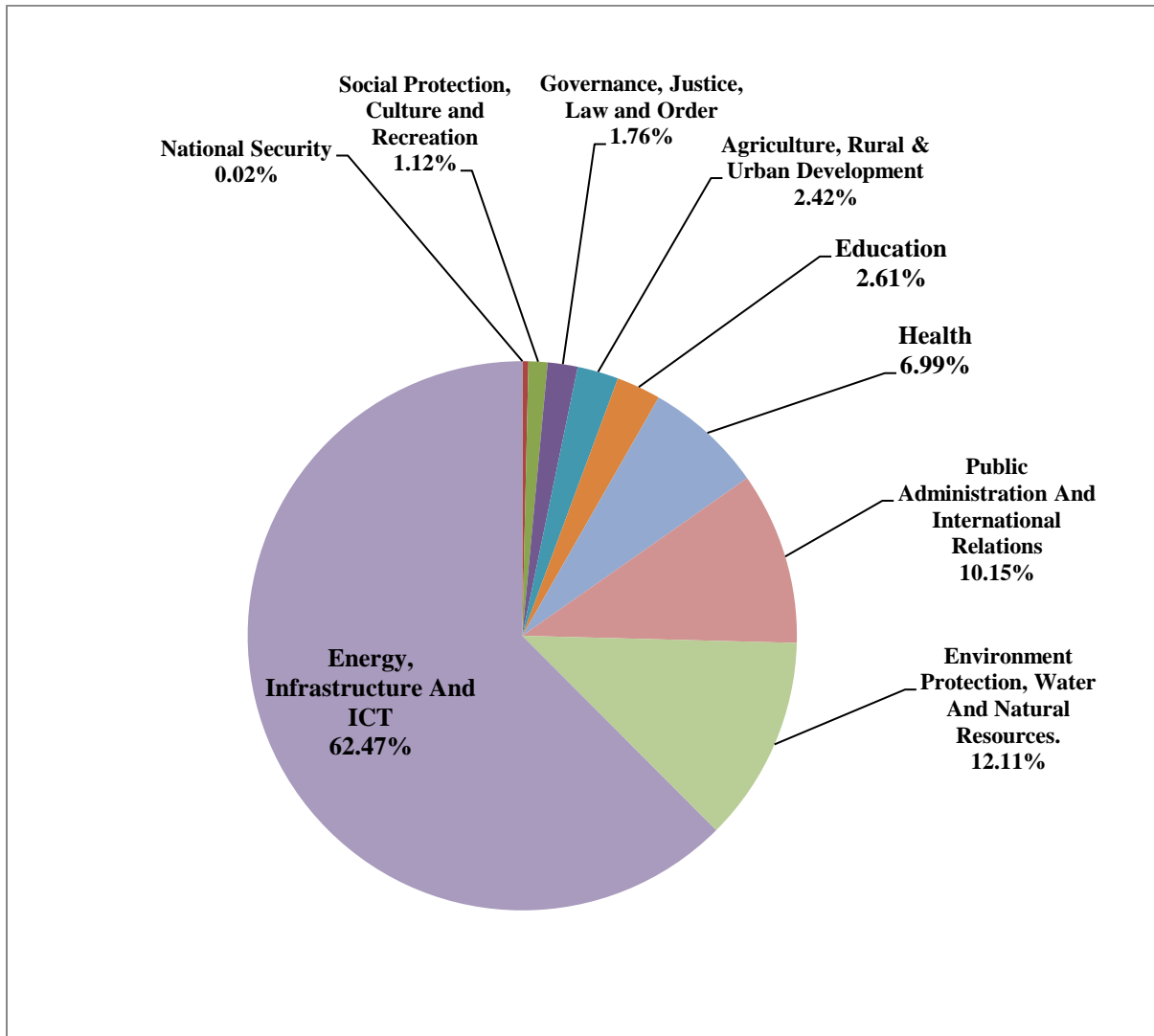


Figure 2: Distribution of External Estimates by MTEF Sector – National Government

TABLE V: DETAILS OF EXTERNAL FUNDING FOR PROJECTS LISTED BY VOTE

IMPLEMENTING AGENCY / FUNDING SOURCE / DONOR FACILITY (AGREEMENT)	FY 2018/2019 Printed Estimates (KES)				
	Loan		Grant		GoK Counterpart Amount
	AIA	Revenue	AIA	Revenue	
1011 - The Presidency					
501 - International Development Association (IDA)					
501132 - Kenya Development Response to Displacement Impacts	0	500,000,000			
Total	0	500,000,000			
1021 - State Department for Interior					
021 - Government of Japan					
021117 - Patrol Boats for Security Operations			288,000,000	0	
517 - United Nations Development Programme (UNDP)					
517093 - Deepening Foundations for Peace building and Community Security In Kenya 2014-2018.			76,002,000	65,000,000	
Total			364,002,000	65,000,000	
1032 - State Department for Devolution					
004 - Government of Sweden					
004018 - Kenya Symbiocity Programme			0	114,300,000	
501 - International Development Association (IDA)					
501116 - Devolution Support Programme For-Results (PforR).					6,300,000,000
505 - European Development Fund					
505063 - Instruments for Devolution Advice and Support (IDEAS)			1,173,000,000	0	
517 - United Nations Development Programme (UNDP)					
517105 - Support to Devolution Programme			50,000,000	0	30,000,000
Total			1,223,000,000	114,300,000	6,330,000,000
1035 - State Department for Development of ASAL areas					
021 - Government of Japan					

TABLE V: DETAILS OF EXTERNAL FUNDING FOR PROJECTS LISTED BY VOTE

IMPLEMENTING AGENCY / FUNDING SOURCE / DONOR FACILITY (AGREEMENT)	FY 2018/2019 Printed Estimates (KES)				GoK Counterpart Amount
	Loan		Grant		
	AIA	Revenue	AIA	Revenue	
021116 - Project on Enhancing Community Resilience Against Drought (II)- ECORAD (II)			98,000,000	0	24,000,000
040 - United Kingdom DFID (UK)					
040024 - Kenya Hunger Safety Net Programme.			2,000,000,000	0	
505 - European Development Fund					
505065 - Ending Drought Emergencies: Support to Drought Risk Management			440,000,000	0	
517 - United Nations Development Programme (UNDP)					
517108 - Drought Response and Resilience in the Semi-Arid Regions of Kenya.			0	32,000,000	
523 - World Food Programme					
523012 - Protracted Relief and Recovery Operation (Bridging Relief and Resilience in The Arid and Semi-Arid Lands)					55,000,000
Total			2,538,000,000	32,000,000	79,000,000
1041 - Ministry of Defence					
003 - Government of Netherlands					
003019 - Military Modernisation Programmes	3,601,836,840	0			
011 - Government of Italy					
011141 - Military Modernisation Programmes	7,372,512,840	0			
Total	10,974,349,680	0			
1064 - State Department for Vocational and Technical Training					
025 - Government of China					
025040 - Technical And Vocational Training Laboratories Project (TIVET Phase II)	3,000,000,000	0			
510 - African Development Bank/ Fund					

TABLE V: DETAILS OF EXTERNAL FUNDING FOR PROJECTS LISTED BY VOTE

IMPLEMENTING AGENCY / FUNDING SOURCE / DONOR FACILITY (AGREEMENT)	FY 2018/2019 Printed Estimates (KES)				
	Loan		Grant		GoK Counterpart Amount
	AIA	Revenue	AIA	Revenue	
510061 - Support To Technical Vocational Education and Training for Relevant Skills Development Project - Phase II	300,000,000	0			20,000,000
Total	3,300,000,000	0			20,000,000
1065 - State Department for University Education					
501 - International Development Association (IDA)					
501131 - Eastern and Southern Africa Centres of Excellence	0	450,000,000			
Total	0	450,000,000			
1066 - State Department for Early Learning & Basic Education					
018 - Kuwait Fund for Arab Development					
018004 - School Infrastructure in North Nyamira/ Borabu	45,000,000	0			
021 - Government of Japan					
021085 - National Volunteers Programme			0	158,000,000	10,000,000
501 - International Development Association (IDA)					
501105 - Kenya Primary Education Project -GPE			500,000,000	1,136,161,625	313,500,000
501125 - Kenya Secondary Education Quality Improvement Project	0	2,811,669,353			1,422,640,900
522 - United Nations International Children Education Fund (UNICEF)					
522023 - Early Childhood Development			5,000,000	10,000,000	
522072 - Nomadic Education			5,000,000	30,000,000	
522075 - Child Friendly Schools			5,000,000	5,000,000	
522076 - Peace Education			5,000,000	5,000,000	
522080 - Education in Emergencies			5,000,000	5,000,000	
Total	45,000,000	2,811,669,353	525,000,000	1,349,161,625	1,746,140,900
1067 - State Department for Research & University Education					
024 - Government of South Korea					

TABLE V: DETAILS OF EXTERNAL FUNDING FOR PROJECTS LISTED BY VOTE

IMPLEMENTING AGENCY / FUNDING SOURCE / DONOR FACILITY (AGREEMENT)	FY 2018/2019 Printed Estimates (KES)				
	Loan		Grant		GoK Counterpart Amount
	AIA	Revenue	AIA	Revenue	
024010 - Establishment of Kenya Advanced Institute of Science and Technology	500,000,000	0			
025 - Government of China					
025020 - Kenyatta University Teaching and Referral Hospital Project	1,500,000,000	0			
510 - African Development Bank/ Fund					
510043 - Support To Enhancement of Quality and Relevance in Higher Education, Science and Technology.	800,000,000	0			
Total	2,800,000,000	0			
1071 - The National Treasury					
001 - Government of Denmark					
001009 - Support for Public Financial Management (PFM-R)			0	241,000,000	
004 - Government of Sweden					
004011 - Support to Public Financial Management (PFM-R)			0	175,000,000	
016 - Government of France					
016001 - Study and Capacity Building III			10,000,000	0	
031 - Government of United States of America (USAID)					
031056 - Fund for Economic Development - Aid Effectiveness for Development Results			0	2,000,000	
501 - International Development Association (IDA)					
501099 - Kenya Petroleum Technical Assistance Project (KEPTAP)	0	150,000,000			
501106 - Financial Sector Support Project.	82,000,000	350,435,200			
503 - Global Fund					
503001 - HIV/AIDS Round 7			4,532,585,547	113,580,505	
503007 - Tuberculosis Round 6			879,884,736	25,642,701	
503009 - Malaria Round 10 - Special Global Fund			51,713,128	7,429,875	

TABLE V: DETAILS OF EXTERNAL FUNDING FOR PROJECTS LISTED BY VOTE

IMPLEMENTING AGENCY / FUNDING SOURCE / DONOR FACILITY (AGREEMENT)	FY 2018/2019 Printed Estimates (KES)				
	Loan		Grant		GoK Counterpart Amount
	AIA	Revenue	AIA	Revenue	
503010 - Special Global Fund HIV Grant-KEN-H-TNT			4,990,064,789	381,792,262	
503011 - Special Global Fund Malaria Grant-KEN-M-TNT			844,121,002	52,746,748	
503012 - Special Global Fund TB Grant-KEN-T-TNT			422,371,865	27,326,549	
505 - European Development Fund					
505048 - Technical Support Programme (ERD)			150,000,000	0	
505060 - Regional integration implementation program			200,000,000	0	
526 - International Fund for Agricultural Development (IFAD)					
526008 - Profit Programme	225,684,984	109,865,467	15,115,700	15,115,700	38,062,180
Total	307,684,984	610,300,667	12,095,856,767	1,041,634,340	38,062,180
1072 - State Department for Planning					
011 - Government of Italy					
011135 - Sigor Wei-Wei Phase (III)	419,000,000	0			
011139 - Kimwarer Multipurpose Dam	1,685,000,000	0			
501 - International Development Association (IDA)					
501116 - Devolution Support Programme For-Results (PforR).					90,000,000
517 - United Nations Development Programme (UNDP)					
517102 - Support to the Implementation of the Governments Medium Term Plan II of the Vision 2030			85,000,000	0	
519 - United Nations Fund for Population Activities (UNFPA)					
519001 - Integration and Coordination with ICPD POA-NCAPD			12,000,000	95,700,000	
519004 - Data Collection and Data Base Development (KNBS)			0	5,800,000	
519017 - M&E Directorate			9,400,000	0	
522 - United Nations International Children Education Fund (UNICEF)					
522035 - Social Policy and Statistics (KNBS)			0	10,700,000	
522067 - Social Policy and Research			6,000,000	6,000,000	

TABLE V: DETAILS OF EXTERNAL FUNDING FOR PROJECTS LISTED BY VOTE

IMPLEMENTING AGENCY / FUNDING SOURCE / DONOR FACILITY (AGREEMENT)	FY 2018/2019 Printed Estimates (KES)				
	Loan		Grant		GoK Counterpart Amount
	AIA	Revenue	AIA	Revenue	
522084 - Social Policy (MED)			5,700,000	12,460,000	
Total	2,104,000,000	0	118,100,000	130,660,000	90,000,000
1081 - Ministry of Health					
001 - Government of Denmark					
001022 - Support To Universal Health Care In The Devolved System In Kenya			0	1,012,500,000	10,000,000
007 - Government of Belgium					
007015 - Clinical Waste Disposal System Project	250,000,000	0			60,000,000
007016 - Clinical Laboratory And Radiology Services Improvement Project.	218,986,335	0			
014 - Government of Germany (KFW-GERMANY)					
014028 - Health Sector Development (Rep. Health and HIV/AIDS)- Commodity	269,500,000	0			
014055 - Program for Basic Health Insurance for the Poor and Informally Employed Kenyans	700,000,000	0			
019 - Saudi Fund for Development					
019003 - Kenyatta National Hospital	50,757,500	0			
025 - Government of China					
025047 - Supply of Computed Tomography (Ct) Scanners to Thirty Seven Public Hospitals	7,035,000,000	0			
501 - International Development Association (IDA)					
501070 - Kenya Health Sector Support Project (KHSSP)	0	650,000,000			
501071 - East Africa Public Laboratory Networking Project (EAPLNP)	0	203,030,478			
501120 - Transforming health systems for universal care project	216,000,000	3,420,589,847	184,000,000	1,305,703,845	
503 - Global Fund					

TABLE V: DETAILS OF EXTERNAL FUNDING FOR PROJECTS LISTED BY VOTE

IMPLEMENTING AGENCY / FUNDING SOURCE / DONOR FACILITY (AGREEMENT)	FY 2018/2019 Printed Estimates (KES)				
	Loan		Grant		GoK Counterpart Amount
	AIA	Revenue	AIA	Revenue	
503010 - Special Global Fund HIV Grant-KEN-H-TNT			0	1,400,000,000	
503011 - Special Global Fund Malaria Grant-KEN-M-TNT			0	802,006,400	
503012 - Special Global Fund TB Grant-KEN-T-TNT			0	906,188,600	
510 - African Development Bank/ Fund					
510054 - East Africa's Centres of Excellence for Skills and Tertiary Education in Biomedical Sciences - Phase 1.	630,000,000	1,270,000,000			97,000,000
512 - Arab Bank for Economic Development in Africa (BADEA)					
512015 - Kenyatta National Hospital	50,000,000	0			50,000,000
512020 - Rongai Hospital Project	50,757,500	0			
512021 - Cancer Centre in Kisii Hospital Project	10,000,000	0			
519 - United Nations Fund for Population Activities (UNFPA)					
519024 - National Aids Control Council			0	13,379,143	
522 - United Nations International Children Education Fund (UNICEF)					
522059 - Nutrition			50,000,000	10,000,000	
522060 - Environmental Health Services			50,750,000	0	
523 - World Food Programme					
523002 - Food & Nutrition Support to Vulnerable Populations Affected by HIV & AIDS			324,300,000	0	
524 - Global Alliance Vaccine Initiative					
524001 - Health System Management			2,600,000,000	0	
Total	9,481,001,335	5,543,620,325	3,209,050,000	5,449,777,988	217,000,000
1091 - State Department of Infrastructure					
014 - Government of Germany (KFW-GERMANY)					
014039 - Roads 2000 (Road maintenance II) Western Province	100,000,000	500,000,000			
014067 - Kenya-South Sudan Link Road: Kitale-Morpus Section	200,000,000	100,000,000	200,000,000	150,000,000	

TABLE V: DETAILS OF EXTERNAL FUNDING FOR PROJECTS LISTED BY VOTE

IMPLEMENTING AGENCY / FUNDING SOURCE / DONOR FACILITY (AGREEMENT)	FY 2018/2019 Printed Estimates (KES)				
	Loan		Grant		GoK Counterpart Amount
	AIA	Revenue	AIA	Revenue	
014068 - Regional Mombasa Port Access Road - Mombasa-Mariakani Road	200,000,000	100,000,000	200,000,000	100,000,000	
016 - Government of France					
016015 - Roads 2000 Phase II	100,000,000	900,000,000			
018 - Kuwait Fund for Arab Development					
018003 - Nuno-Modogashe Road	120,880,000	0			70,000,000
019 - Saudi Fund for Development					
019005 - Nuno-Modogashe Road	120,880,000	0			70,000,000
020 - Abhu Dhabi Fund					
020001 - Nuno-Modogashe Road	120,880,000	0			70,000,000
021 - Government of Japan					
021073 - Mombasa Port Area Road Development Project	400,000,000	0			
021118 - Dualling of Nairobi - Dagoretti Corner Road (Phase 2)			400,000,000	0	
021119 - Mombasa Port Area Road Development Project II	1,000,000,000	100,000,000			
025 - Government of China					
025041 - Upgrading of Kibwezi - Mutomo - Kitui Road	2,500,000,000	0			
040 - United Kingdom DFID (UK)					
040026 - DFID Grant for One Stop Border Posts					50,000,000
040033 - Regional Mombasa Port Access Road - Mombasa-Mariakani Road			240,000,000	0	
501 - International Development Association (IDA)					
501076 - Kenya Transport Sector Support Programme (KTSSP)	5,382,480,000	1,913,000,000			
501083 - East Africa Trade and Transport Facilitation Project (KPA)	1,400,000,000	300,000,000			
501091 - National Urban Transport Improvement Project (NUTRIP).	3,936,000,000	670,900,000			200,000,000

TABLE V: DETAILS OF EXTERNAL FUNDING FOR PROJECTS LISTED BY VOTE

IMPLEMENTING AGENCY / FUNDING SOURCE / DONOR FACILITY (AGREEMENT)	FY 2018/2019 Printed Estimates (KES)				
	Loan		Grant		GoK Counterpart Amount
	AIA	Revenue	AIA	Revenue	
501103 - South Sudan Eastern Africa Transport, Trade And Development Facilitation Project (SS-EATTFDP)	5,839,952,000	1,032,648,000			1,293,157,687
501133 - North Eastern Transport Improvement Project (NETI)	100,000,000	700,000,000			
505 - European Development Fund					
505027 - Rural Road Rehabilitation (EC Roads 2000)			900,000,000	100,000,000	
505035 - Transport Infrastructure for Regional Integration (Merille River-Marsabit Road)					0
505057 - Nairobi Missing Link Roads and Non-Motorised Transport Facilities			70,000,000	0	
505058 - Support to Road Sector: Capacity Building Component			100,000,000	0	
506 - European Investment Bank					
506008 - Regional Mombasa Port Access Road - Mombasa-Mariakani Road	300,000,000	100,000,000	300,000,000	200,000,000	
510 - African Development Bank/ Fund					
510023 - Timboroa-Eldoret Rehabilitation Road Project					150,000,000
510034 - Mombasa-Nairobi-Addis Ababa Road Corridor Project Phase II (Masarbit-Turbi)					58,697,428
510036 - Mombasa-Nairobi-Addis Ababa Road Corridor Project Phase III (Turbi-Moyale)	500,000,000	0			
510047 - Arusha-Holili/Taveta-Voi Road Project	50,000,000	0			
510048 - Nairobi Outer Ring Road Improvement Project	350,000,000	0	30,000,000	20,000,000	400,000,000
510060 - Mombasa-Mariakani Highway Project	1,200,000,000	0			200,000,000
510065 - Sirari Corridor Accessibility and Road Safety Improvement Project: Isebania-Kisii-Ahero (A1) road rehabilitation	1,000,000,000	0			500,000,000
510072 - Regional Mombasa Port Access Road - Mombasa-Mariakani Road	400,000,000	0			
512 - Arab Bank for Economic Development in Africa (BADEA)					

TABLE V: DETAILS OF EXTERNAL FUNDING FOR PROJECTS LISTED BY VOTE

IMPLEMENTING AGENCY / FUNDING SOURCE / DONOR FACILITY (AGREEMENT)	FY 2018/2019 Printed Estimates (KES)				
	Loan		Grant		GoK Counterpart Amount
	AIA	Revenue	AIA	Revenue	
512017 - Nuno-Modogashe Road	120,880,000	0			70,000,000
512022 - Gilgil - Machinery Road Project	50,000,000	0			
513 - Organization of Petroleum Exporting Countries (OPEC)					
513009 - Nuno-Modogashe Road	120,880,000	0			70,000,000
Total	24,912,832,000	6,266,548,000	2,440,000,000	570,000,000	3,201,855,115
1092 - State Department of Transport					
021 - Government of Japan					
021064 - Mombasa Port Development project	2,700,000,000	0			
025 - Government of China					
025035 - Development of Nairobi to Naivasha Standard Gauge Railway	50,037,000,000	0			
501 - International Development Association (IDA)					
501076 - Kenya Transport Sector Support Programme (KTSSP)	300,000,000	410,000,000			
501091 - National Urban Transport Improvement Project (NUTRIP).	30,000,000	533,000,000			
501126 - Kenya Aviation Modernisation Project	0	300,000,000			
510 - African Development Bank/ Fund					
510066 - Multinational Lake Victoria Maritime Communication and Transport	146,000,000	30,000,000			
Total	53,213,000,000	1,273,000,000			
1094 - State Department for Housing & Urban Development					
016 - Government of France					
016016 - Kisumu Urban Project	65,000,000	2,413,671,465			
501 - International Development Association (IDA)					
501069 - Kenya Informal Settlements Improvement Project (KISIP)					250,000,000
501075 - Nairobi Metropolitan Service Improvement Project (NaMSIP)	4,000,000,000	0			600,000,000

TABLE V: DETAILS OF EXTERNAL FUNDING FOR PROJECTS LISTED BY VOTE					
IMPLEMENTING AGENCY / FUNDING SOURCE / DONOR FACILITY (AGREEMENT)	FY 2018/2019 Printed Estimates (KES)				
	Loan		Grant		GoK Counterpart Amount
	AIA	Revenue	AIA	Revenue	
501121 - Kenya Urban Programme (KenUP)	0	11,564,702,500			
Total	4,065,000,000	13,978,373,965			850,000,000
1107 - Ministry of Water and Sanitation					
001 - Government of Denmark					
001021 - Green Growth and Employment Programme			0	222,000,000	98,000,000
001023 - Feasibility and Design Study for Thika and Githunguri Water and Sanitation Projects			50,000,000	0	
003 - Government of Netherlands					
003009 - Kisiil Water Supply and Sanitation Project (Bunyonyu Dam)	200,000,000	0			50,000,000
004 - Government of Sweden					
004006 - Water & Sanitation Programme			0	236,000,000	209,000,000
006 - Government of Finland					
006004 - Support to the Water Resources Management and Water Service Provision					82,000,000
006009 - Water and Sanitation Programme			0	100,000,000	82,000,000
007 - Government of Belgium					
007017 - Kajiado Rural Water Supply Project.	450,000,000	0			32,000,000
007019 - Ithanga Water Supply Project Phase I	500,000,000	0			20,000,000
007020 - Vihiga Cluster Water Supply Project	500,000,000	0			50,000,000
007021 - Mavoko Water Supply	600,000,000	0			60,000,000
007022 - Homabay Cluster Water Supply Project	300,000,000	0			35,000,000
007023 - Ithanga Water Supply Project Phase II	300,000,000	0			
011 - Government of Italy					
011077 - West Karachuonyo Water Supply					36,000,000

TABLE V: DETAILS OF EXTERNAL FUNDING FOR PROJECTS LISTED BY VOTE

IMPLEMENTING AGENCY / FUNDING SOURCE / DONOR FACILITY (AGREEMENT)	FY 2018/2019 Printed Estimates (KES)				
	Loan		Grant		GoK Counterpart Amount
	AIA	Revenue	AIA	Revenue	
011084 - Rehabilitation of Water and Sanitation-Kiambere	450,000,000	0			100,000,000
011085 - Rehabilitation of Water and Sanitation - Kirandich	500,000,000	0			
011133 - Itare Dam Project	3,500,000,000	0			2,000,000,000
014 - Government of Germany (KFW-GERMANY)					
014006 - Development Of Water And Sanitation Sector - L.Victoria South (2010 65 861)	800,000,000	0			200,000,000
014012 - Water Sector Development Support (WSTF) (2007 65 156) (Phase III)			148,000,000	0	215,000,000
014053 - Nairobi Water Distribution Network	790,000,000	0			200,000,000
014058 - Nairobi Satellite Towns Water and Sanitation Program.	400,000,000	0			80,000,000
014061 - Kenya Water Security & Climate Resilience Project (KWSCRIP)	145,000,000	0			
014065 - Lake Nakuru Biodiversity Conservation Project.			150,000,000	0	
016 - Government of France					
016034 - Extension Of Nairobi Water Supply (Northern Collector)	1,100,000,000	600,000,000			450,000,000
016037 - Ruiru II Dam Water Supply Project	500,000,000	0			
016038 - Lake Victoria Water and Sanitation Project (LVWATSAN)			450,000,000	0	
021 - Government of Japan					
021086 - The Project for Management of Non-Revenue Water in Kenya.			80,000,000	0	70,000,000
021087 - The Project on Capacity Development for Effective Flood Management in Flood Prone Area.			30,000,000	0	
024 - Government of South Korea					
024006 - Improvement of Water Supply System in Chwele Area, Bungoma County			0	400,000,000	5,000,000
025 - Government of China					

TABLE V: DETAILS OF EXTERNAL FUNDING FOR PROJECTS LISTED BY VOTE					
IMPLEMENTING AGENCY / FUNDING SOURCE / DONOR FACILITY (AGREEMENT)	FY 2018/2019 Printed Estimates (KES)				
	Loan		Grant		GoK Counterpart Amount
	AIA	Revenue	AIA	Revenue	
025039 - Karimenu II Dam	2,000,000,000	0			900,000,000
501 - International Development Association (IDA)					
501067 - Water & Sanitation Services & Improvement Project (WaSSIP)	860,000,000	2,060,640,000			309,520,000
501077 - Kenya Water Security and Climate Resilience Project (KWSCRCP)	1,500,000,000	800,000,000			900,000,000
501102 - Kenya Urban Water And Sanitation OBA Project			0	200,000,000	100,000,000
501123 - Kenya Coastal Region Water Security and Climate Resilience Project (KCWSCRCP)	800,000,000	700,000,000			1,300,000,000
501136 - Water and Sanitation Development Project	0	4,000,000,000			
505 - European Development Fund					
505			0	454,000,000	
510 - African Development Bank/ Fund					
510015 - Lake Victoria Water Supply & Sanitation Programme Phase II			100,000,000	0	20,000,000
510049 - Thwake Multi-purpose Water Development Program Phase I	5,300,000,000	42,000,000	27,000,000	0	7,210,000,000
510068 - Kenya Towns Water and Sanitation Program	2,130,000,000	0			
512 - Arab Bank for Economic Development in Africa (BADEA)					
512014 - Garissa Sewerage Project	133,750,000	0			
512019 - Rehabilitation of Water Supply and Sewerage for Oloitokitok Town.	250,000,000	0			
526 - International Fund for Agricultural Development (IFAD)					
526009 - Upper Tana Natural Resources Management Project	150,000,000	800,000,000			300,000,000
Total	24,158,750,000	9,002,640,000	1,035,000,000	1,612,000,000	15,113,520,000
1108 - Ministry of Environment and Forestry					

TABLE V: DETAILS OF EXTERNAL FUNDING FOR PROJECTS LISTED BY VOTE

IMPLEMENTING AGENCY / FUNDING SOURCE / DONOR FACILITY (AGREEMENT)	FY 2018/2019 Printed Estimates (KES)				
	Loan		Grant		GoK Counterpart Amount
	AIA	Revenue	AIA	Revenue	
001 - Government of Denmark					
001					16,000,000
001021 - Green Growth and Employment Programme			0	140,000,000	
004 - Government of Sweden					
004019 - Green Innovations Awards			0	22,000,000	
021 - Government of Japan					
021110 - Capacity Development Project For Sustainable Forest Management			388,000,000	0	267,000,000
505 - European Development Fund					
505062 - Water Tower Protection and Climate Change Mitigation and Adaptation (WATER) Programme			1,279,000,000	0	
517 - United Nations Development Programme (UNDP)					
517100 - Low Emission And Climate Resilient Development In Kenya.			260,000,000	0	
517107 - Sound Chemicals Management Mainstreaming & UPOPs Reduction in Kenya			0	70,000,000	
521 - United Nations Environmental Programme (UNEP)					
521009 - Phasing out Ozone Depleting Substances Project Operationalized.			0	15,000,000	
521015 - National Action Plan on Artisanal and Small-Scale Gold Mining (ASGM)			0	19,000,000	
Total			1,927,000,000	266,000,000	283,000,000
1122 - State Department for Information Communications and Technology & Innovation					
007 - Government of Belgium					
007011 - Supply and Installation of an Internet Based 4000 Network	1,000,000,000	0			

TABLE V: DETAILS OF EXTERNAL FUNDING FOR PROJECTS LISTED BY VOTE

IMPLEMENTING AGENCY / FUNDING SOURCE / DONOR FACILITY (AGREEMENT)	FY 2018/2019 Printed Estimates (KES)				
	Loan		Grant		GoK Counterpart Amount
	AIA	Revenue	AIA	Revenue	
011 - Government of Italy					
011138 - Konza Technopolis City Project	7,200,000,000	0			
025 - Government of China					
025021 - NOFBI and E-Government Expansion Project.	261,000,000	0			50,000,000
025034 - NOFBI Phase II Expansion Project	1,800,000,000	0			
501 - International Development Association (IDA)					
501103 - South Sudan Eastern Africa Transport, Trade And Development Facilitation Project (SS-EATTFDP)	0	200,000,000			
Total	10,261,000,000	200,000,000			50,000,000
1152 - State Department for Energy					
007 - Government of Belgium					
007010 - Nanyuki-Isiolo-Meru	400,000,000	0			
007014 - Sondu-Homabay Ndhiwa Awendo Electrification Project	300,000,000	0			
014 - Government of Germany (KFW-GERMANY)					
014037 - Olkaria II Geothermal Power Station	3,500,000,000	0			
014052 - Bogoria Silali Geothermal Project	1,025,000,000	0			
016 - Government of France					
016021 - Nairobi 220KV Ring	3,003,878,712	0			
016033 - The Scaling - Up Access to Energy Project.	2,200,000,000	0			
016035 - Ethiopia-Kenya Electricity Highway Project (EA Interconnector)	510,000,000	0			
016036 - Retrofitting of Mini Grids	0	500,000,000			
016039 - Kenya Power Distribution Last Mile Connectivity	1,200,000,000	0			
019 - Saudi Fund for Development					
019004 - Rural Electrification Project	232,000,000	0			

TABLE V: DETAILS OF EXTERNAL FUNDING FOR PROJECTS LISTED BY VOTE

IMPLEMENTING AGENCY / FUNDING SOURCE / DONOR FACILITY (AGREEMENT)	FY 2018/2019 Printed Estimates (KES)				GoK Counterpart Amount
	Loan		Grant		
	AIA	Revenue	AIA	Revenue	
020 - Abhu Dhabi Fund					
020002 - Rural Electrification Project	231,000,000	0			
021 - Government of Japan					
021068 - Olkaria Lessos Kisumu Power Lines Construction Project	1,100,000,000	642,000,000			
021108 - Olkaria V Geothermal Power Development Project	1,800,000,000	0			
023 - Government of India					
023001 - KETRACO Transmission Lines (Konza - Machakos -Kajjiado Namanga Transmission line & Substations	439,000,000	0			
023003 - Turkwell - Ortum-Kitale Power Transmission line	305,000,000	0			
025 - Government of China					
025029 - Nairobi 132KV And 66KV Network Upgrade And Reinforcement.	2,133,000,000	0			
025033 - Kenya Development of Solar Power Plant in Garissa Project 50MW	500,000,000	0			
025036 - Nairobi City Centre E.H.V and 66KV Network Upgrade and Reinforcement	430,000,000	0			
501 - International Development Association (IDA)					
501093 - Ethiopia-Kenya Electricity Highway Project (EA Interconnector)	3,815,000,000	100,000,000			
501114 - Kenya Electricity Modernisation Project (KEMP)	1,101,000,000	459,000,000			
501134 - Kenya - Off-Grid Solar Access Project (K-OSAP)	380,000,000	300,000,000			
506 - European Investment Bank					
506001 - Olkaria I and IV Geothermaal Extension Project (KENGEN)	1,294,769,777	0			
510 - African Development Bank/ Fund					
510037 - Menengai Geothermal Development Project (Strategic Climate Fund - SREP)	150,000,000	0			

TABLE V: DETAILS OF EXTERNAL FUNDING FOR PROJECTS LISTED BY VOTE

IMPLEMENTING AGENCY / FUNDING SOURCE / DONOR FACILITY (AGREEMENT)	FY 2018/2019 Printed Estimates (KES)				
	Loan		Grant		GoK Counterpart Amount
	AIA	Revenue	AIA	Revenue	
510038 - Ethiopia-Kenya Electricity Highway Project (EA Interconnector)	800,000,000	0			
510053 - Last Mile Electricity Connectivity	1,190,000,000	0			800,000,000
510062 - Multinational Kenya - Tanzania Power Interconnection Project (Kenya Component).	400,000,000	0			200,000,000
510067 - Last Mile Connectivity - Phase II	2,500,000,000	0			
512 - Arab Bank for Economic Development in Africa (BADEA)					
512018 - Rural Electrification Project	231,000,000	0			
513 - Organization of Petroleum Exporting Countries (OPEC)					
513010 - Rural Electrification Project	231,000,000	0			
513011 - Kenya Electricity Expansion Project (KEEP)	743,179,000	0			
527 - Nordic Development Fund (NDF)					
527003 - Energy Sector Project (KPLC) - Solar Lanterns in ASAL's			168,000,000	0	
Total	32,144,827,489	2,001,000,000	168,000,000	0	1,000,000,000
1161 - State Department for Agriculture					
501 - International Development Association (IDA)					
501124 - Kenya Climate Smart Agriculture Project (KCSAP)					
Total					
1162 - State Department for Livestock					
043 - Government of Poland					
043002 - Modernization of Agriculture in Kenya	700,000,000	0			
501 - International Development Association (IDA)					
501094 - Regional Pastoral Livelihood Resilience Program (RPLRP).	350,000,000	525,000,000			423,000,000
505 - European Development Fund					
505006 - Standards and Market Access Programme (SMAP)					36,000,000

TABLE V: DETAILS OF EXTERNAL FUNDING FOR PROJECTS LISTED BY VOTE

IMPLEMENTING AGENCY / FUNDING SOURCE / DONOR FACILITY (AGREEMENT)	FY 2018/2019 Printed Estimates (KES)				
	Loan		Grant		GoK Counterpart Amount
	AIA	Revenue	AIA	Revenue	
526 - International Fund for Agricultural Development (IFAD)					
526005 - Smallholder Dairy Commercialization Programme.	268,000,000	473,000,000	0	2,200,000	80,000,000
Total	1,318,000,000	998,000,000	0	2,200,000	539,000,000
1165 - State Department for Crop Development					
004 - Government of Sweden					
004020 - Agricultural Sector Development Support Programme (ASDSP) Phase II			0	1,109,037,478	307,372,500
016 - Government of France					
016026 - Support to Improvement of Added Value to Coffee.			0	38,000,000	
021 - Government of Japan					
021026 - The Small Holder Horticulture Empowerment And Promotion Unit Project- SHEP-UP.			60,000,000	0	10,000,000
021094 - Rice-Based and Market Oriented Market Promotion Project.			32,000,000	0	
501 - International Development Association (IDA)					
501112 - National Agriculture and Rural Inclusive growth Project (NARIGP)	0	3,530,328,423			408,000,000
501124 - Kenya Climate Smart Agriculture Project (KCSAP)	0	3,620,190,000			80,000,000
505 - European Development Fund					
505051 - Sugar Reforms Support Project			50,000,000	0	
510 - African Development Bank/ Fund					
510042 - Drought Resilience and Sustainable Livelihood Programme in Horn of Africa-Kenya Component	1,143,525,690	84,620,900	48,545,700	16,907,700	27,642,000
510063 - Small Scale Irrigation and Value Addition Project (SIVAP)	721,408,210	76,609,730	532,961,980	94,052,110	158,367,960
526 - International Fund for Agricultural Development (IFAD)					
526011 - KCEP II - Climate Resilient Agricultural Livelihoods (CRAL)	400,000,000	720,000,000	340,000,000	407,600,000	21,000,000

TABLE V: DETAILS OF EXTERNAL FUNDING FOR PROJECTS LISTED BY VOTE

IMPLEMENTING AGENCY / FUNDING SOURCE / DONOR FACILITY (AGREEMENT)	FY 2018/2019 Printed Estimates (KES)				
	Loan		Grant		GoK Counterpart Amount
	AIA	Revenue	AIA	Revenue	
531 - Alliance For A Green Revolution In Africa (AGRA)					
531001 - Capacity Building Regulatory Agencies Modified Crops,Products and Processed Foods (KEFRI)			0	6,123,315	
Total	2,264,933,900	8,031,749,053	1,063,507,680	1,671,720,603	1,012,382,460
1166 - State Department for Fisheries and Aquaculture					
012 - Government of Spain					
012011 - Development Of Fish Quality Laboratories					60,000,000
501 - International Development Association (IDA)					
501135 - Kenya Marine Fisheries and Socio-Economic Development	0	170,000,000			60,000,000
526 - International Fund for Agricultural Development (IFAD)					
526012 - Aquaculture Bussines Development Programme (ABDP)					20,000,000
Total	0	170,000,000			140,000,000
1167 - State Department for Irrigation (MoA)					
011 - Government of Italy					
011085 - Rehabilitation of Water and Sanitation - Kirandich					240,000,000
014 - Government of Germany (KFW-GERMANY)					
014057 - Smallholder Irrigation Programme Mt. Kenya Region Phase IV	0	200,000,000			20,000,000
018 - Kuwait Fund for Arab Development					
018001 - Bura Irrigation Scheme	183,746,426	0			
021 - Government of Japan					
021066 - Mwea Irrigation Development Project	500,000,000	500,000,000			400,000,000
038 - Government of Israel					
038001 - Galana/Kulalu Food Security Project					615,000,000

TABLE V: DETAILS OF EXTERNAL FUNDING FOR PROJECTS LISTED BY VOTE

IMPLEMENTING AGENCY / FUNDING SOURCE / DONOR FACILITY (AGREEMENT)	FY 2018/2019 Printed Estimates (KES)				
	Loan		Grant		GoK Counterpart Amount
	AIA	Revenue	AIA	Revenue	
512 - Arab Bank for Economic Development in Africa (BADEA)					
512016 - Bura Irrigation Scheme	105,877,127	0			
513 - Organization of Petroleum Exporting Countries (OPEC)					
513007 - Bura Irrigation Scheme	79,376,447	0			
Total	869,000,000	700,000,000			1,275,000,000
1175 - State Department for Industrialization					
023 - Government of India					
023005 - Upgrading of Rift Valley Textiles (RIVATEX) Factory Project	604,000,000	0			
501 - International Development Association (IDA)					
501113 - Kenya Youth Employment and Opportunities Project	0	654,000,000			
501125 - Kenya Secondary Education Quality Improvement Project	0	180,000,000			
Total	604,000,000	834,000,000			
1184 - State Department for Labour					
501 - International Development Association (IDA)					
501113 - Kenya Youth Employment and Opportunities Project	0	1,100,000,000			
Total	0	1,100,000,000			
1185 - State Department for Social Protection					
501 - International Development Association (IDA)					
501044 - Cash Transfer for orphans and Vulnerable Children (CT-OVC)			0	48,000,000	
Total			0	48,000,000	
1193 - State Department for Petroleum (MOM)					
501 - International Development Association (IDA)					
501099 - Kenya Petroleum Technical Assistance Project (KEPTAP)	200,000,000	170,000,000	50,000,000	80,000,000	

TABLE V: DETAILS OF EXTERNAL FUNDING FOR PROJECTS LISTED BY VOTE

IMPLEMENTING AGENCY / FUNDING SOURCE / DONOR FACILITY (AGREEMENT)	FY 2018/2019 Printed Estimates (KES)				GoK Counterpart Amount
	Loan		Grant		
	AIA	Revenue	AIA	Revenue	
Total	200,000,000	170,000,000	50,000,000	80,000,000	
1203 - State Department for Wildlife					
016 - Government of France					
016028 - Conservation of Biodiversity In Northern Kenya.			245,016,000	0	
Total			245,016,000	0	
1211 - State Department for Public Service and Youth					
501 - International Development Association (IDA)					
501113 - Kenya Youth Employment and Opportunities Project	0	654,000,000			
Total	0	654,000,000			
1221 - State Department for East African Community					
040 - United Kingdom DFID (UK)					
040021 - Trade Mark East Africa Programme			65,000,000	0	
Total			65,000,000	0	
1222 - State Department for Regional and Northern Corridor Development					
011 - Government of Italy					
011140 - Aror Multipurpose Dam	7,000,000,000	0			
Total	7,000,000,000	0			
1251 - Office of The Attorney General and Department of Justice					
015 - Government of Germany (GIZ-GERMANY)					
015007 - Good Governance and Decentralization Support (MTS)			0	488,000,000	
Total			0	488,000,000	
1261 - The Judiciary					
501 - International Development Association (IDA)					
501064 - Judiciary Performance Improvement Project (JPIP)	1,499,000,000	0			
Total	1,499,000,000	0			

TABLE V: DETAILS OF EXTERNAL FUNDING FOR PROJECTS LISTED BY VOTE

IMPLEMENTING AGENCY / FUNDING SOURCE / DONOR FACILITY (AGREEMENT)	FY 2018/2019 Printed Estimates (KES)				GoK Counterpart Amount
	Loan		Grant		
	AIA	Revenue	AIA	Revenue	
Total	191,522,379,388	55,294,901,363	27,066,532,447	12,920,454,556	31,984,960,655
Total Funding	286,804,267,754				31,984,960,655

TABLE VII DETAILS OF EXTERNAL FUNDING FOR PROJECTS in 2017/2018 (Listed by Donor)

Source of Funding (Donor Facility)	Vote Code/Name	Project Head	Project Subhead	GRANTS in KShs		LOANS in KShs	
				Appropriation In Aid (AIA) (12000000)	REVENUE (11000000)	Appropriation In Aid (AIA) (22000000)	REVENUE (21000000)
001009 Support for Public Financial Management (PFM-R)	1071 The National Treasury	1071100100 Support to Public Financial Management (PFM-R).	1071100101 Headquarters	-	108,385,000	-	-
001014 Health Sector Programme Support III	1081 Ministry of Health	1081103600 Health Sector Programme Support III.	1081103601 Headquarters	-	398,907,504	-	-
001021 Green Growth and Employment Programme	1103 State Department for Water Services	1103105200 Green Growth and Employment Creation-Access to and Management of the.	1103105201 Headquarters	60,000,000	40,000,000	-	-
001021 Green Growth and Employment Programme	1105 State Department for Environment	1105102200 Green Growth & Employment.	1105102201 Headquarters	100,000,000	40,000,000	-	-
001022 Support To Universal Health Care In The Devolved System In Kenya	1081 Ministry of Health	1081110200 Support to Universal Health Care in the Devolved System in Kenya.	1081110201 Support to Universal Health Care in the Devolved System in Kenya	-	855,479,761	-	-
Total: 001000 Government of Denmark (DENMARK)				160,000,000	1,442,772,265	-	-
003009 - Kisii Water Supply And Sanitation Project (Bunyunyu Dam)	1103 State Department for Water Services	1103100100 Kisii Water Supply And Sanitation Project (Bunyunyu Dam).	1103100101 Headquarters	-	-	350,000,000	-
Total: 003000 Government of Netherlands (NETHERLANDS)				-	-	350,000,000	-
004006 Water & Sanitation Programme	1103 State Department for Water Services	1103100900 Water Sector Development (Support WSTF).	1103100901 Headquarters	245,000,000	-	-	-

TABLE VII DETAILS OF EXTERNAL FUNDING FOR PROJECTS in 2017/2018 (Listed by Donor)

Source of Funding (Donor Facility)	Vote Code/Name	Project Head	Project Subhead	GRANTS in KShs		LOANS in KShs	
				Appropriation In Aid (AIA) (12000000)	REVENUE (11000000)	Appropriation In Aid (AIA) (22000000)	REVENUE (21000000)
004011 Support to Public Financial Management (PFM-R)	1071 The National Treasury	1071100100 Support to Public Financial Management (PFM-R).	1071100101 Headquarters	-	308,385,000	-	-
004014 Agricultural Sector Development Support Programme (ASDSP)	1161 State Department for Agriculture	1161100100 Agricultural Sector Development Support Programme (ASDSP).	1161100101 Headquarters	-	260,500,000	-	-
004018 Kenya Symbiocity Programme	1032 State Department for Devolution	1032101100 Kenya Symbiocity Programme.	1032101101 Kenya Symbiocity Programme - Headquarters	-	114,300,000	-	-
004019 Green Innovations Awards	1105 State Department for Environment	1105100800 Green Innovation Award Project-NetFund.	1105100801 Green Innovation Award - Headquarters	61,283,000	-	-	-
004000 Government of Sweden (SWEDEN)				306,283,000	683,185,000	-	-
006004 Support to the Water Resources Management and Water Service Provision	1103 State Department for Water Services	1103100300 Support to the Water Resources Management and Water Service Provision	1103100301 Headquarters	270,000,000	-	-	-
006008 Juja Road Electricity Power Distribution Substation Project	1152 State Department for Energy	1152100100 Juja Road Electricity Power Distribution Substation Project.	1152100101 Headquarters	-	-	493,000,000	-
006000 Government of Finland (FINLAND)				270,000,000	-	493,000,000	-
007014 SonduHomabay Ndhiwa Awendo Electrification Project	1152 State Department for Energy	1152100300 SonduHomabay Ndhiwa Awendo Electrification Project.	1152100301 Headquarters	-	-	600,000,000	-
007015 Clinical Waste Disposal System Project	1081 Ministry of Health	1081103700 Clinical Waste Disposal System Project.	1081103701 Headquarters	-	-	450,000,000	-

TABLE VII DETAILS OF EXTERNAL FUNDING FOR PROJECTS in 2017/2018 (Listed by Donor)

Source of Funding (Donor Facility)	Vote Code/Name	Project Head	Project Subhead	GRANTS in KShs		LOANS in KShs	
				Appropriation In Aid (AIA) (12000000)	REVENUE (11000000)	Appropriation In Aid (AIA) (22000000)	REVENUE (21000000)
007016 Clinical Laboratory and Radiology Services Improvement Project	1081 Ministry of Health	1081104000 Clinical Laboratory And Radiology Services Improvement.	1081104001 Clinical Laboratory And Radiology Services - Headquarters	-	-	418,900,000	-
007017 Kajiado Rural Water Supply Project	1103 State Department for Water Services	1103102800 Kajiado Rural Water Supply.	1103102801 Kajiado Rural Water Supply - Headquarters	-	-	400,000,000	-
007018 Sabor-Iten-Tambach-Nakuru Water Project Phase II	1103 State Department for Water Services	1103109100 Sabor - Iten - Tambach Water Supply Project.	1103109101 Sabor - Iten - Tambach Water Supply Project	-	-	800,000,000	-
007019 Ithanga Water Supply Project	1103 State Department for Water Services	1103109900 Ithanga Water Supply.	1103109901 Ithanga Water Supply	-	-	200,000,000	-
007020 Vihiga Cluster Water Supply Project	1103 State Department for Water Services	1103105300 Vihiga Cluster Project- Belgium funding .	1103105301 Vihiga Cluster Project- Belgium funding	-	-	567,000,000	-
007021 Mavoko Water Supply	1103 State Department for Water Services	1103107400 Mavoko Water Supply.	1103107401 Mavoko Water Supply	-	-	200,000,000	-
007000 Government of Belgium (BELGIUM)				-	-	3,635,900,000	-
011016 Korogocho Slum Upgrading - Nairobi	1094 State Department for Housing & Urban Development	1094100100 Korogocho Slum Upgrading - Nairobi.	1094100101 Headquarters	-	10,000,000	-	-
011065 Italian Commodity Aid Programme (Consultancy) AEG	1071 The National Treasury	1071106300 Aid Effectiveness.	1071106301 Aid Effectiveness	-	4,047,760	-	-
011077 West Karachuonyo Water Supply	1103 State Department for Water Services	1103110000 West Karachuonyo Water Supply.	1103110001 West Karachuonyo Water Supply	-	7,000,000	-	-
011084 Rehabilitation of Water and Sanitation-Kiambere	1103 State Department for Water Services	1103104400 Kiambere -Mwingi Water Supply and sanitation project.	1103104401 Kiambere -Mwingi Water Supply and sanitation project	-	-	450,000,000	-

TABLE VII DETAILS OF EXTERNAL FUNDING FOR PROJECTS in 2017/2018 (Listed by Donor)

Source of Funding (Donor Facility)	Vote Code/Name	Project Head	Project Subhead	GRANTS in KShs		LOANS in KShs	
				Appropriation In Aid (AIA) (12000000)	REVENUE (11000000)	Appropriation In Aid (AIA) (22000000)	REVENUE (21000000)
011085 Rehabilitation of Water and Sanitation - Kirandich	1103 State Department for Water Services	1103100600 Rehabilitation of Water and Sanitation - Kirandich.	1103100601 Headquarters	-	-	500,000,000	-
011093 Slum Upgrading in Kilifi	1094 State Department for Housing & Urban Development	1094104900 Korogocho Slum Upgrading Programme - The Kilifi Access Roads.	1094104900 Korogocho Slum Upgrading Programme - Kilifi Access Roads	355,000,000	-	-	-
011124 Kapenguria Hospital (Debt Swap)	1081 Ministry of Health	1081100900 Kapenguria Hospital (Debt Swap).	1081100901 Headquarters	-	15,120,000	-	-
011126 Usenge Dispensary	1081 Ministry of Health	1081101000 Usenge Dispensary.	1081101001 Headquarters	-	23,100,000	-	-
011127 Kigumu Hospital (Debt Swap)	1081 Ministry of Health	1081101100 Kigumu Hospital (Debt Swap).	1081101101 Headquarters	-	18,200,000	-	-
011129 Modern Community Ablution Block At Korogocho (Debt Swap)	1094 State Department for Housing & Urban Development	1094100100 Korogocho Slum Upgrading - Nairobi.	1094100101 Headquarters	5,000,000	-	-	-
011130 Korogocho Community Capacity Building (Debt Swap)	1094 State Department for Housing & Urban Development	1094100100 Korogocho Slum Upgrading - Nairobi.	1094100101 Headquarters	100,000,000	-	-	-
011131 National Technical Assistance To Moh-Kiddp (Debt Swap)	1081 Ministry of Health	1081101200 National Technical Assistance To Moh-Kiddp (Debt Swap).	1081101201 Headquarters	-	2,800,000	-	-
011133 Itare Dam Project	1103 State Department for Water Services	1103102700 Itare Dam Water Project.	1103102701 Itare Dam Water Project - Headquarters	-	-	4,000,000,000	-
011135 Sigor Wei Wei Phase III	1034 State Department for Planning and Statistics	1034104000 Wei Wei Phase 3 Irrigation Project.	1034104001 Wei Wei Phase 3 Irrigation Project - Headquarters	-	-	419,000,000	-

TABLE VII DETAILS OF EXTERNAL FUNDING FOR PROJECTS in 2017/2018 (Listed by Donor)

Source of Funding (Donor Facility)	Vote Code/Name	Project Head	Project Subhead	GRANTS in KShs		LOANS in KShs	
				Appropriation In Aid (AIA) (12000000)	REVENUE (11000000)	Appropriation In Aid (AIA) (22000000)	REVENUE (21000000)
Total: 011000 Government of Italy (ITALY)				460,000,000	80,267,760	5,369,000,000	-
012008 Loiyangalani - Suswa transmission line	1152 State Department for Energy	1152100400 Loiyangalani - Suswa transmission line.	1152100401 Headquarters	-	-	633,000,000	-
Total: 012000 Government of Spain (SPAIN)				-	-	633,000,000	-
014006 Water Sector Development (Lake Victoria South)	1103 State Department for Water Services	1103100800 Water Sector Development (Lake Victoria South).	1103100801 Headquarters	-	-	400,000,000	-
014008 Water Sector Development (Support WSTF)	1103 State Department for Water Services	1103100900 Water Sector Development (Support WSTF).	1103100901 Headquarters	400,000,000	-	-	-
014012 Water Sector Trust Fund (Phase III)	1103 State Department for Water Services	1103100900 Water Sector Development (Support WSTF).	1103100901 Headquarters	400,000,000	-	-	-
014013 Primary School in Poor Urban Areas Phase I & II	1094 State Department for Housing & Urban Development	1094100200 Primary School in Poor Urban Areas Phase I & II.	1094100201 Headquarters	100,000,000	-	-	-
014016 Primary and Secondary Phase III	1094 State Department for Housing & Urban Development	1094100300 Primary and Secondary Phase III.	1094100301 Headquarters	628,000,000	-	-	-
014028 Health Sector Development (Rep. Health and HIV/AIDS)- Commodity	1081 Ministry of Health	1081101400 Health Sector Development (Rep. Health and HIV/AIDS)- Commodity.	1081101401 Headquarters	269,500,000	-	-	-
014034 Marketing Infrastructure (Western)	1161 State Department for Agriculture	1161105200 Improvement of Market Infrastructure in Western Kenya.	1161105201 Improvement of Market Infrastructure in Western Kenya	-	47,000,000	-	-
014039 Roads 2000 (Road maintenance II) Western Province	1091 State Department of Infrastructure	1091132000 Roads 2000.	1091132001 Improvement of Roads In Western Province(R2000)	-	-	100,000,000	500,000,000

TABLE VII DETAILS OF EXTERNAL FUNDING FOR PROJECTS in 2017/2018 (Listed by Donor)

Source of Funding (Donor Facility)	Vote Code/Name	Project Head	Project Subhead	GRANTS in KShs		LOANS in KShs	
				Appropriation In Aid (AIA) (12000000)	REVENUE (11000000)	Appropriation In Aid (AIA) (22000000)	REVENUE (21000000)
014049 Water Sector Development Programme-Lake Victoria North	1103 State Department for Water Services	1103111200 Water Sector Development Programme - Lake Victoria North.	1103111201 Water Sector Development Programme - Lake Victoria North	-	-	1,300,000,000	-
014052 Bogoria Silali Geothermal Project	1152 State Department for Energy	1152100500 Bogoria Silali Geothermal Project.	1152100501 Headquarters	-	-	2,000,000,000	-
014053 - Nairobi Water Distribution Network	1103 State Department for Water Services	1103101000 Nairobi Water Distribution Network.	1103101001 Headquarters	-	-	1,520,000,000	-
014055 Program For Basic Health Insurance For Poor And Informally Employed Kenya	1081 Ministry of Health	1081101500 Program For Basic Health Insurance For Poor And Informally Employed.	1081101501 Headquarters	-	-	700,000,000	-
014056 Water Services Trust Fund Phase III	1103 State Department for Water Services	1103105000 Water Supply and Sanitation for the Urban Poor.	1103105001 Water Supply and Sanitation for the Urban Poor	346,270,000	-	-	-
014057 Smallholder Irrigation Programme Mt. Kenya Region Phase IV	1104 State Department for Irrigation	1104100200 Small Holder Irrigation Programme.	1104100202 Smallholder Irrigation Programme Mt. Kenya Region Phase IV	-	-	200,000,000	-
014058 Nairobi Satellite Towns Water and Sanitation Program	1103 State Department for Water Services	1103101100 Nairobi Satellite Towns Water and Sanitation Program.	1103101101 Headquarters	-	-	416,000,000	-
014061 Kenya Water Security & Climate Resilience Project (KWSCRCP)	1103 State Department for Water Services	1103101700 Water Security and Climate Resilience (Project Advanced).	1103101702 Kenya Water Security Climate Resilience Project (KWSCRCP)	-	-	145,000,000	-
014064 Rural Electrification Project	1152 State Department for Energy	1152104400 Electrification of Public Facilities.	11521044001 Electrification of Public Facilities	-	-	600,000,000	-
Total: 014000 Government of Germany (KFW-GERMANY)				2,143,770,000	47,000,000	7,381,000,000	500,000,000

TABLE VII DETAILS OF EXTERNAL FUNDING FOR PROJECTS in 2017/2018 (Listed by Donor)

Source of Funding (Donor Facility)	Vote Code/Name	Project Head	Project Subhead	GRANTS in KShs		LOANS in KShs	
				Appropriation In Aid (AIA) (12000000)	REVENUE (11000000)	Appropriation In Aid (AIA) (22000000)	REVENUE (21000000)
015007 Good Governance and Decentralization Support (MTS)	1252 State Law Office and Department of Justice	1252100400 GJLOS Programme.	1252100401 GJLOS Programme	300,000,000	-	-	-
Total: 015000 Government of Germany (GIZ-GERMANY)				300,000,000	-	-	-
016001 Study and Capacity Building III	1071 The National Treasury	1071100400 Study and Capacity Building III.	1071100401 Headquarters	1,000,000	-	-	-
016008 Micro Finance Sector Support Credit Scheme	1071 The National Treasury	1071100500 Micro Finance Sector Support Credit Scheme.	1071100501 Headquarters	-	-	50,000,000	-
016015 Roads 2000 Phase II	1091 State Department of Infrastructure	1091100200 Roads 2000 Phase II.	1091100201 Headquarters	-	-	100,000,000	-
016016 Kisumu Urban Project	1094 State Department for Housing & Urban Development	1094100400 Kisumu Urban Project.	1094100401 Headquarters	-	-	-	655,000,000
016020 Support for the Development of Renewable Energy (GDC)	1152 State Department for Energy	1152100900 Support for the Development of Renewable Energy (GDC).	1152100901 Headquarters	-	-	45,000,000	-
016021 Nairobi 220KV Ring	1152 State Department for Energy	1152101000 Nairobi 220KV Ring.	1152101001 Headquarters	-	-	-	1,921,504,658
016023 Complimentary Funding for Kisumu Water and Sewerage	1103 State Department for Water Services	1103101200 Complimentary Funding For Kisumu Water And Sewerage.	1103101201 Headquarters	-	-	500,000,000	-
016026 Support to Improvement of Added Value to Coffee	1161 State Department for Agriculture	1161100600 Support To Improvement Of Added Value To Coffee.	1161100601 Headquarters	-	20,000,000	-	-

TABLE VII DETAILS OF EXTERNAL FUNDING FOR PROJECTS in 2017/2018 (Listed by Donor)

Source of Funding (Donor Facility)	Vote Code/Name	Project Head	Project Subhead	GRANTS in KShs		LOANS in KShs	
				Appropriation In Aid (AIA) (12000000)	REVENUE (11000000)	Appropriation In Aid (AIA) (22000000)	REVENUE (21000000)
016028 Conservation of Biodiversity in Northern Kenya	1106 State Department for Natural Resources	1106101500 Conservation of Biodiversity in Northern Kenya-FRANCE.	1106101501 Conservation of Biodiversity in Northern Kenya-FRANCE - Headquarters	85,000,000	-	-	-
016033 The Scaling - up Access to Energy Project	1152 State Department for Energy	1152101100 The Scaling - Up Access To Energy Project.	1152101101 Headquarters	-	-	1,287,000,000	-
016034 Extension Of Nairobi Water Supply (Northern Collector)	1103 State Department for Water Services	1103101300 Extension Of Nairobi Water Supply (Northern Collector).	1103101301 Headquarters	-	-	1,700,000,000	-
016035 Eastern Electricity Highway Project (Ea Interconnector Ethiopia Kenya)	1152 State Department for Energy	1152101800 Eastern Electricity Highway Project (Ethiopia-Kenya Interconnector).	1152101801 Headquarters	-	-	921,000,000	-
016036 Retrofitting of Mini Grids	1152 State Department for Energy	1152107200 Retrofitting of Mini Grids.	1152107201 Retrofitting of Mini Grids	-	-	-	600,000,000
Total: 016000 Government of France (AFD-FRANCE)				86,000,000	20,000,000	4,603,000,000	3,176,504,658
018001 Bura Irrigation Scheme	1104 State Department for Irrigation	1104100400 Bura Irrigation Scheme.	1104100401 Headquarters	-	-	369,000,000	-
018002 Wajir District Hospital	1081 Ministry of Health	1081101600 Wajir District Hospital.	1081101601 Headquarters	-	-	25,000,000	-
018003 Nuno-Modogashe Road	1091 State Department of Infrastructure	1091100300 Nuno-Modogashi Road.	1091100301 Headquarters	-	-	120,000,000	-
018004 School Infrastructure in North Nyamira/ Borabu	1063 State Department for Basic Education	1063100100 School Infrastructure in North Nyamira/ Borabu.	1063100101 Headquarters	-	-	45,000,000	-
018000 Kuwait Fund for Arab Development (KUWAIT)				-	-	559,000,000	-

TABLE VII DETAILS OF EXTERNAL FUNDING FOR PROJECTS in 2017/2018 (Listed by Donor)

Source of Funding (Donor Facility)	Vote Code/Name	Project Head	Project Subhead	GRANTS in KShs		LOANS in KShs	
				Appropriation In Aid (AIA) (12000000)	REVENUE (11000000)	Appropriation In Aid (AIA) (22000000)	REVENUE (21000000)
019003 Kenyatta National Hospital	1081 Ministry of Health	1081101700 Kenyatta National Hospital.	1081101701 Headquarters	-	-	50,500,000	-
019004 Rural Electrification Project	1152 State Department for Energy	1152104400 Electrification of Public Facilities.	11521044001 Electrification of Public Facilities	-	-	400,000,000	-
019005 Nuno-Modogashe Road	1091 State Department of Infrastructure	1091100300 Nuno-Modogashi Road.	1091100301 Headquarters	-	-	120,000,000	-
Total: 019000 Saudi Fund for Development (SAUDI ARABIA)				-	-	570,500,000	-
020001 Nuno-Modogashi Road	1091 State Department of Infrastructure	1091100300 Nuno-Modogashi Road.	1091100301 Headquarters	-	-	120,000,000	-
020002 Rural Electrification Project	1152 State Department for Energy	1152104400 Electrification of Public Facilities.	11521044001 Electrification of Public Facilities	-	-	45,000,000	-
Total: 020000 Abhu Dhabi Fund				-	-	165,000,000	-
021026 Small holder horticultural empowerment project	1161 State Department for Agriculture	1161105000 Smallholder Horticulture Empowerment Project (SHEP Plus).	1161105001 Smallholder Horticulture Empowerment Project (SHEP Plus)	60,000,000	-	-	-
021064 Mombasa Port Development project	1092 State Department of Transport	1092100100 Mombasa Port Development project.	1092100101 Headquarters	-	-	3,650,000,000	-
021066 Mwea Irrigation Development Project	1104 State Department for Irrigation	1104100900 Mwea Irrigation Development project (Thiba Dam and Irrigation Area).	1104100901 Mwea Irrigation Development project (Thiba Dam and Irrigation Area)	-	-	1,020,000,000	744,300,000
021068 Olkaria Lessos Kisumu Power Lines Construction Project	1152 State Department for Energy	1152101300 Olkaria Lessos Kisumu Power Lines Construction Project.	1152101301 Headquarters	-	-	1,182,000,000	642,000,000

TABLE VII DETAILS OF EXTERNAL FUNDING FOR PROJECTS in 2017/2018 (Listed by Donor)

Source of Funding (Donor Facility)	Vote Code/Name	Project Head	Project Subhead	GRANTS in KShs		LOANS in KShs	
				Appropriation In Aid (AIA) (12000000)	REVENUE (11000000)	Appropriation In Aid (AIA) (22000000)	REVENUE (21000000)
021073 Mombasa Port Area Roads Development project	1091 State Department of Infrastructure	1091100400 Mombasa Port Area Roads Development project.	1091100402 MPARD Package 1- Miritini-Mwache Road including Kipevu Link Road	-	-	2,500,000,000	-
021083 - Dualling Of Nairobi-Dagoretti Corner Road Phase 1	1091 State Department of Infrastructure	1091100500 Dual-ling Of Nairobi- Dagoretti Corner Road Phase 1.	1091100501 Headquarters	1,000,000,000	-	-	-
021083 - Dualling Of Nairobi-Dagoretti Corner Road Phase 1	1091 State Department of Infrastructure	1091123500 Ngong Road National Library-Ring Road Kilimani (100% JICA) Phase.	1091123501 Ngong Road National Library-Ring Road Kilimani (100% JICA) Phase	200,000,000	-	-	-
021086 The Project For Management Of Non-Revenue Water In Kenya	1103 State Department for Water Services	1103101400 The Project For Management Of NonRevenue Water In Kenya.	1103101401 Headquarters	80,000,000	-	-	-
021087 The Project On Capacity Development For Effective Flood Management In FI	1103 State Department for Water Services	1103101500 The Project On Capacity Development For Effective Flood Management.	1103101501 Headquarters	40,000,000	-	-	-
021093 Enhancing Gender Responsive Extension Services in Kenya	1161 State Department for Agriculture	1161101200 Enhancing Gender Responsive Extension Services In Kenya.	1161101201 Headquarters	7,150,000	-	-	-
021094 Rice based and Market Oriented Market Promotion Project	1161 State Department for Agriculture	1161104700 Rice Based Marketing Agriculture Promotion Project (RICEMAP).	1161104701 Rice Based Marketing Agriculture Promotion Project (RICEMAP)	32,000,000	-	-	-
021085 National Volunteers Programme	1063 State Department for Basic Education	1063100200 National Volunteers Programme.	1063100201 Headquarters	-	158,000,000	-	-

TABLE VII DETAILS OF EXTERNAL FUNDING FOR PROJECTS in 2017/2018 (Listed by Donor)

Source of Funding (Donor Facility)	Vote Code/Name	Project Head	Project Subhead	GRANTS in KShs		LOANS in KShs	
				Appropriation In Aid (AIA) (12000000)	REVENUE (11000000)	Appropriation In Aid (AIA) (22000000)	REVENUE (21000000)
021107 Health Sector Support Program For Universal Health Coverage	1081 Ministry of Health	1081109400 Roll-out of Universal Health Coverage.	1081109401 Roll-out of Universal Health Coverage	-	-	-	279,250,265
021108 Olkaria V Geothermal Power Development Project	1152 State Department for Energy	1152104800 Olkaria V (Geothermal).	11521048001 Olkaria V (Geothermal)	-	-	4,100,000,000	-
021110 Capacity Development Project For Sustainable Forest Management	1106 State Department for Natural Resources	1106102400 Capacity Development Project for Sustainable Forest Management.	1106102401 Capacity Development Project for Sustainable Forest Management	470,000,000	-	-	-
021112 Provision of Facial Recognition and Behavior Detection Solution	1021 State Department for Interior	1021100200 Police Modernization Programme.	1021100201 Police Modernization Programme	354,000,000	-	-	-
021115 Rice-Based and Market Oriented Market Promotion Project II (RICEMAPP II)	1161 State Department for Agriculture	1161104700 Rice Based Marketing Agriculture Promotion Project (RICEMAP).	1161104701 Rice Based Marketing Agriculture Promotion Project (RICEMAP)	50,000,000	-	-	-
Total: 021000 Government of Japan (JAPAN)				2,293,150,000	158,000,000	12,452,000,000	1,665,550,265
023001 KETRACO Transmission Lines	1152 State Department for Energy	1152104000 Machakos - Konza - Kajiado - Namanga.	11521040001 Machakos - Konza - Kajiado - Namanga	-	-	587,000,000	-
023003 Turkwell- Ortum- Kitale	1152 State Department for Energy	1152101400 Turkwell- Ortum- Kitale.	1152101401 Headquarters	-	-	312,000,000	-
Total: 023000 Government of India (INDIA)				-	-	899,000,000	-
024006 - Improvement of Water Supply System in Chwele Area, Bungoma County	1103 State Department for Water Services	1103105400 Sirisia-Chwele (Koica).	1103105401 Sirisia-Chwele (Koica)	100,000,000	-	-	-
Total: 024000 Government of South Korea (SOUTH KOREA)				100,000,000	-	-	-
025019 Nairobi Southern Bypass Project	1091 State Department of Infrastructure	1091100600 Nairobi Southern Bypass Project.	1091100601 Headquarters	-	-	1,000,000,000	-

TABLE VII DETAILS OF EXTERNAL FUNDING FOR PROJECTS in 2017/2018 (Listed by Donor)

Source of Funding (Donor Facility)	Vote Code/Name	Project Head	Project Subhead	GRANTS in KShs		LOANS in KShs	
				Appropriation In Aid (AIA) (12000000)	REVENUE (11000000)	Appropriation In Aid (AIA) (22000000)	REVENUE (21000000)
025020 Kenyatta University Teaching and Referral Hospital Project	1065 State Department for University Education	1065100600 Kenyatta University.	1065100601 Kenyatta University Children Hospital	-	-	1,500,000,000	-
025021 NOFBI AND E-Government Expansion Project	1122 State Department for Information Communications and Technology & Innovation	1122100400 NOFBI II.	1122100401 NOFBI II - Headquarters	-	-	1,000,000,000	-
025029 Nairobi 132kv And 66kv Network Upgrade And Reinforcement	1152 State Department for Energy	1152101600 Nairobi 132kv And 66kv Network Upgrade And Reinforcement.	1152101601 Headquarters	-	-	1,000,000,000	-
025029 Nairobi 132kv And 66kv Network Upgrade And Reinforcement	1152 State Department for Energy	1152107100 Nairobi City Centre E.H.V & 66KV Network Upgrade & Reinforcement.	E1152107101 Nairobi City Centre E.H.V & 66KV Network Upgrade & Reinforcement	-	-	2,530,000,000	-
025031 Development of Mombasa to Nairobi Standard Gauge Railway	1092 State Department of Transport	1092100200 Development of Mombasa to Nairobi Standard Gauge Railway.	1092100201 Headquarters	-	-	15,515,000,000	-
025033 Kenya Development of Solar Power Plant in Garissa Project 50MW	1152 State Department for Energy	1152103000 Kenya Development of Solar Power Plants (Garissa).	1152103001 Garissa 50MW Project Headquarters	-	-	800,000,000	-
025034 NOFBI Phase II Expansion Project	1122 State Department for Information Communications and Technology & Innovation	1122100500 NOFBI Phase II Expansion.	1122100501 NOFBI Phase II Expansion - Headquarters	-	-	2,046,000,000	-

TABLE VII DETAILS OF EXTERNAL FUNDING FOR PROJECTS in 2017/2018 (Listed by Donor)

Source of Funding (Donor Facility)	Vote Code/Name	Project Head	Project Subhead	GRANTS in KShs		LOANS in KShs	
				Appropriation In Aid (AIA) (12000000)	REVENUE (11000000)	Appropriation In Aid (AIA) (22000000)	REVENUE (21000000)
025035 Development of Nairobi to Naivasha Standard Gauge Railway	1092 State Department of Transport	1092104100 Development of Nairobi to Naivasha Standard Gauge Railway.	1092104101 Development of Nairobi to Naivasha Standard Gauge Railway	-	-	38,500,000,000	-
Total: 025000 Government of China (CHINA)				-	-	63,891,000,000	-
031006 National Museums Kipepeo Project (Malindi)	1133 State Department for Arts and Culture	1133101400 National Museums Kipepeo Project (Malindi).	1133101401 National Museums Kipepeo Project (Malindi)	41,978,010	-	-	-
031011 Kari Nutribusiness	1162 State Department for Livestock	1162104200 Kari Nutribusiness.	1162104201 Kari Nutribusiness	30,315,000	-	-	-
031026 Kenya Medical Supplies Agency (KEMSA)	1081 Ministry of Health	1081101800 Kenya Medical Supplies Agency (KEMSA).	1081101801 Headquarters	2,146,221,504	-	-	-
031053 University of Nairobi	1065 State Department for University Education	1065100400 University of Nairobi.	1065100407 University of Nairobi Biotechnology Project	14,044,396	-	-	-
031056 Fund for Economic Development - Aid Effectiveness for Development Results	1071 The National Treasury	1071100600 Fund for Economic Development - Aid Effectiveness for Development Re	1071100601 Headquarters	5,000,000	-	-	-
031059 Kenya Wildlife Services (KWS) Conservation Project	1106 State Department for Natural Resources	1106103000 Kenya Wildlife Services (KWS) Conservation Project.	1106103001 Kenya Wildlife Services (KWS) Conservation Project	112,320,990	-	-	-
031061 Reduced Fertility & Risk of HIV/AIDS Transmission through integrated Fam	1081 Ministry of Health	1081101900 Moi Teaching and Referral Hospital - Academic Model Providing Access.	1081101901 Headquarters	364,021,896	-	-	-
Total: 031000 Government of United States of America (USAID/USA)				2,713,901,796	-	-	-

TABLE VII DETAILS OF EXTERNAL FUNDING FOR PROJECTS in 2017/2018 (Listed by Donor)

Source of Funding (Donor Facility)	Vote Code/Name	Project Head	Project Subhead	GRANTS in KShs		LOANS in KShs	
				Appropriation In Aid (AIA) (12000000)	REVENUE (11000000)	Appropriation In Aid (AIA) (22000000)	REVENUE (21000000)
040021 Trade Mark East Africa Programme	1183 State Department for East African Integration	1183100100 Trade Mark East Africa Programme.	1183100101 Headquarters	65,000,000	-	-	-
040024 Kenya Hunger Safety Net Programme	1033 State Department for Special Programmes	1033100100 Kenya Hunger Safety Net Programme.	1033100101 Headquarters	1,000,000,000	-	-	-
040026 DFID Grant for One Stop Border Posts	1091 State Department of Infrastructure	1091101100 East African Trade and Transport Facilitation Project (KRA).	1091101104 EATTFP-One Stop Border Post at Busia Border Crossing-DFID	300,000,000	-	-	-
Total: 040000 United Kingdom (DFID-UK)				1,365,000,000	-	-	-
501044 Cash Transfer for orphans and Vulnerable Children	1185 State Department for Social Protection	1185100100 Cash Transfer for orphans and Vulnerable Children.	1185100101 Headquarters	-	1,599,948,000	-	644,000,000
501044 Cash Transfer for orphans and Vulnerable Children	1185 State Department for Social Protection	1185100100 Cash Transfer for orphans and Vulnerable Children.	1185100102 Social Protection Secretariat	-	655,314,000	-	420,534,200
501044 Cash Transfer for orphans and Vulnerable Children	1185 State Department for Social Protection	1185103500 Integrated Single Registry System for Social Protection.	1185103501 Integrated Single Registry System for Social Protection	-	45,000,000	-	-
501064 Judiciary Performance Improvement (PPF)	1261 The Judiciary	1261100100 Judiciary Performance Improvement (PPF).	1261100101 Headquarters	-	-	-	2,999,000,000
501066 Lake Victoria Environment Management Project (LVEMP Phase 11)	1105 State Department for Environment	1105100200 Lake Victoria Environment Management Project (LVEMP Phase 11).	1105100201 Headquarters	-	-	-	613,000,000
501067 Water & Sanitation Services & Improvement Project (Athi WSB)	1103 State Department for Water Services	1103101600 Water & Sanitation Services & Improvement Project (Athi WSB).	1103101601 Athi Water Services Board	-	-	1,500,000,000	500,000,000

TABLE VII DETAILS OF EXTERNAL FUNDING FOR PROJECTS in 2017/2018 (Listed by Donor)

Source of Funding (Donor Facility)	Vote Code/Name	Project Head	Project Subhead	GRANTS in KShs		LOANS in KShs	
				Appropriation In Aid (AIA) (12000000)	REVENUE (11000000)	Appropriation In Aid (AIA) (22000000)	REVENUE (21000000)
		1103101600 Water & Sanitation Services & Improvement Project (Athi WSB).	1103101602 Lake Victoria North Water Services Board	-	-	1,500,000,000	500,000,000
		1103101600 Water & Sanitation Services & Improvement Project (Athi WSB).	1103101603 Coastal Water Services Board	-	-	500,000,000	500,000,000
Total Funding: Water & Sanitation Services & Improvement Project (Athi WSB). In State Department for Water Services				-	-	3,500,000,000	1,500,000,000
501069 Kenya Informal Settlements Improvement Project	1094 State Department for Housing & Urban Development	1094100600 Kenya Informal Settlements Improvement Project.	1094100601 Headquarters	-	-	-	2,500,000,000
501070 Kenya Health Sector Support Project (KHSSP)	1081 Ministry of Health	1081102000 Kenya Health Sector Support Project (KHSSP).	1081102001 Headquarters	-	-	-	1,030,749,735
		1081102000 Kenya Health Sector Support Project (KHSSP).	1081102002 Health Sector Service Fund	-	-	-	341,500,000
Total Funding: Kenya Health Sector Support Project (KHSSP) in Ministry of Health				-	-	-	1,372,249,735
501071 East Africa Public Laboratory Networking Project	1081 Ministry of Health	1081102100 East Africa Public Laboratory Networking Project.	1081102101 Headquarters	-	-	-	200,000,000
501073 Kenya Electricity Expansion Project	1152 State Department for Energy	1152101700 Kenya Electricity Expansion Project.	1152101702 Kenya Power and Lighting Company	-	-	1,527,000,000	500,000,000
	1152 State Department for Energy	1152101700 Kenya Electricity Expansion Project.	1152101706 Headquarters	-	-	214,000,000	-

TABLE VII DETAILS OF EXTERNAL FUNDING FOR PROJECTS in 2017/2018 (Listed by Donor)

Source of Funding (Donor Facility)	Vote Code/Name	Project Head	Project Subhead	GRANTS in KShs		LOANS in KShs	
				Appropriation In Aid (AIA) (12000000)	REVENUE (11000000)	Appropriation In Aid (AIA) (22000000)	REVENUE (21000000)
501075 Nairobi Metropolitan Service Improvement Project (PPF)	1094 State Department for Housing & Urban Development	1094101800 Nairobi Metropolitan Services Improvement Project (NAMSIP).	1094101801 Nairobi Metropolitan Services Improvement Project (NAMSIP)	-	-	3,800,000,000	-
501076 Kenya Transport Sector Support Programme	1091 State Department of Infrastructure	1091101200 Kenya Transport Sector Support Programme.	1091101201 Headquarters	-	-	400,000,000	200,000,000
		1091101200 Kenya Transport Sector Support Programme.	1091101203 KTSSP-Rehabilitation Kisumu - Kakamega Road	-	-	2,000,000,000	150,000,000
		1091101200 Kenya Transport Sector Support Programme.	1091101204 KTSSP-Construction of Kisumu Boys - Mambo Leo Road	-	-	140,191,571	90,000,000
		1091101200 Kenya Transport Sector Support Programme.	1091101205 KTSSP-Rehabilitation Kakamega - Webuye Road	-	-	1,845,000,000	180,000,000
		1091101200 Kenya Transport Sector Support Programme.	1091101206 KTSSP-Rehabilitation Webuye - Kitale Road	-	-	950,000,000	100,000,000
		1091101200 Kenya Transport Sector Support Programme.	1091101207 KTSSP-Dualling Athi River - Machakos Turnoff Road	-	-	1,530,000,000	120,000,000
		1091101200 Kenya Transport Sector Support Programme.	1091101208 KTSSP-Rehabilitation Maji ya Chumvi - Bachuma Gate Road	-	-	1,000,000,000	90,000,000

TABLE VII DETAILS OF EXTERNAL FUNDING FOR PROJECTS in 2017/2018 (Listed by Donor)

Source of Funding (Donor Facility)	Vote Code/Name	Project Head	Project Subhead	GRANTS in KShs		LOANS in KShs	
				Appropriation In Aid (AIA) (12000000)	REVENUE (11000000)	Appropriation In Aid (AIA) (22000000)	REVENUE (21000000)
		1091101200 Kenya Transport Sector Support Programme.	1091101209 KTSSP- Access roads to HQ (Barabara) and EASA	-	-	60,000,000	-
		1091101200 Kenya Transport Sector Support Programme.	1091101210 KTSSP- Interchanges at Nyahururu, Njoro, & Mau Summit Turnoffs	-	-	1,200,000,000	20,000,000
		1091101200 Kenya Transport Sector Support Programme.	1091101211 KTSSP- Interchange at Kericho Jn B1/C25	-	-	50,000,000	-
		1091101200 Kenya Transport Sector Support Programme.	1091101212 KTSSP- Interchange at Ahero Turnoff (Jn A1/B1)	-	-	130,000,000	-
		1091101200 Kenya Transport Sector Support Programme.	1091101213 KTSSP- HQ Complex for Road subsector Institutions (Barbara Plaza)	-	-	900,000,000	-
		1091101200 Kenya Transport Sector Support Programme.	1091101214 KTSSP- Technical Support Programmes	-	-	-	40,000,000
		1091101200 Kenya Transport Sector Support Programme.	1091101215 KTSSP- Nakuru-Nyahururu-Nyeri - Design	-	-	60,000,000	-
		1091101200 Kenya Transport Sector Support Programme.	1091101216 KTSSP- Malindi-Madogo-Garissa - Design	-	-	-	23,000,000
		1091101200 Kenya Transport Sector Support Programme.	1091101217 KTSSP- Lake Victoria Ring Road - Design	-	-	-	40,000,000
		1091101200 Kenya Transport Sector Support Programme.	1091101218 KTSSP- Nakuru-Loruk-Marich Pass - Design	-	-	135,000,000	-

TABLE VII DETAILS OF EXTERNAL FUNDING FOR PROJECTS in 2017/2018 (Listed by Donor)

Source of Funding (Donor Facility)	Vote Code/Name	Project Head	Project Subhead	GRANTS in KShs		LOANS in KShs	
				Appropriation In Aid (AIA) (12000000)	REVENUE (11000000)	Appropriation In Aid (AIA) (22000000)	REVENUE (21000000)
		1091101200 Kenya Transport Sector Support Programme.	1091101219 KTSSP-Mombasa Northern Bypass - Design	-	-	140,000,000	-
Total Funds: Kenya Transport Sector Support Programme. In State Department of Infrastructure				-	-	10,540,191,571	1,053,000,000
501076 Kenya Transport Sector Support Programme	1092 State Department of Transport	1092100500 Kenya Transport Sector Support Programme.	1092100501 Headquarters	-	-	-	344,000,000
		1092100500 Kenya Transport Sector Support Programme.	1092100502 Kenya Civil Aviation Authority	-	-	210,000,000	-
		1092100500 Kenya Transport Sector Support Programme.	1092100503 Kenya Airports Authority	-	-	1,693,172,000	667,000,000
Total Funds: Kenya Transport Sector Support Programme in State Department of Transport				-	-	1,903,172,000	1,011,000,000
501077 Water Security and Climate Resilience (Project Advanced)	1103 State Department for Water Services	1103101700 Water Security and Climate Resilience (Project Advanced).	1103101703 Coastal Region Water Security & Climate Resilience Project (CRWSCR)	-	-	1,145,000,000	500,000,000
501090 Infrastructure Finance And Public Private Partnership Project (IF-PPP)	1071 The National Treasury	1071100700 Infrastructure Finance And Public Private Partnership Project (IF-PP)	1071100701 Headquarters	-	-	204,856,200	277,020,000
501091 National Urban Transport Improvement Project (NUTRIP)	1092 State Department of Infrastructure	1091101300 National Urban Transport Improvement Project (NUTRIP).	1091101301 Headquarters	-	-	250,000,000	195,683,664

TABLE VII DETAILS OF EXTERNAL FUNDING FOR PROJECTS in 2017/2018 (Listed by Donor)

Source of Funding (Donor Facility)	Vote Code/Name	Project Head	Project Subhead	GRANTS in KShs		LOANS in KShs	
				Appropriation In Aid (AIA) (12000000)	REVENUE (11000000)	Appropriation In Aid (AIA) (22000000)	REVENUE (21000000)
	1092 State Department of Infrastructure	1091101300 National Urban Transport Improvement Project (NUTRIP).	1091101304 NUTRIP-Southern Bypass junction-James Gichuru road junction (12km)	-	-	1,650,000,000	195,789,747
	1092 State Department of Infrastructure	1091101300 National Urban Transport Improvement Project (NUTRIP).	1091101305 NUTRIP-JKIA junction-Southern Bypass junction & ICD Access Rds 8km	-	-	1,400,000,000	107,894,737
	1092 State Department of Infrastructure	1091101300 National Urban Transport Improvement Project (NUTRIP).	1091101306 NUTRIP-James Gichuru junction - Rironi (Uhuru Highway) (26 km)	-	-	1,400,000,000	195,789,747
	1092 State Department of Infrastructure	1091101300 National Urban Transport Improvement Project (NUTRIP).	1091101307 NUTRIP-Kisumu Northern Bypass Road (9km)	-	-	350,000,000	97,105,263
	1092 State Department of Infrastructure	1091101300 National Urban Transport Improvement Project (NUTRIP).	1091101308 NUTRIP-Capacity building and Technical Assistance Programme	-	-	-	230,736,842
Total Funds: National Urban Transport Improvement Project (NUTRIP) in State Department of Infrastructure				-	-	5,050,000,000	1,023,000,000
501091 National Urban Transport Improvement Project (NUTRIP)	1091 State Department of Infrastructure	1091123400 Meru Bypass Project.	1091123401 Meru Bypass Project	-	-	500,000,000	107,000,000
		1091123600 Improvement Of Traffic Management System-Nairobi ITS design, Ins.	1091123601 Improvement Of Traffic Management System-Nairobi ITS design, Ins	-	-	600,000,000	-
		1091123700 Institutional Capacity Building And ICT.	1091123701 Institutional Capacity Building And ICT	-	-	-	100,000,000

TABLE VII DETAILS OF EXTERNAL FUNDING FOR PROJECTS in 2017/2018 (Listed by Donor)

Source of Funding (Donor Facility)	Vote Code/Name	Project Head	Project Subhead	GRANTS in KShs		LOANS in KShs	
				Appropriation In Aid (AIA) (12000000)	REVENUE (11000000)	Appropriation In Aid (AIA) (22000000)	REVENUE (21000000)
		1091126200 Nairobi Eastern Interchanges (Landhies - Jogoo Road Corridor).	1091126201 Nairobi Eastern Interchanges (Landhies - Jogoo Road Corridor)	-	-	100,000,000	-
Total Funds: National Urban Transport Improvement Project (NUTRIP) in State Department of Infrastructure						1,200,000,000	207,000,000
501091 National Urban Transport Improvement Project (NUTRIP)	1092 State Department of Transport	1092100600 National Urban Transport Improvement Project (NUTRIP).	1092100601 Headquarters	-	-	78,000,000	350,000,000
		1092100600 National Urban Transport Improvement Project (NUTRIP).	1092100603 Kenya Civil Aviation Authority	-	-	369,260,000	-
Total Funds: National Urban Transport Improvement Project (NUTRIP) in State Department of Transport				-	-	447,260,000	350,000,000
501093 Eastern Electricity Highway Project (Ethiopia- Kenya Interconnector)	1152 State Department for Energy	1152101800 Eastern Electricity Highway Project (Ethiopia- Kenya Interconnector).	1152101801 Headquarters	-	-	3,813,200,000	-
501094 Regional Pastoral Livelihood Resilience project	1162 State Department for Livestock	1162100100 Regional Pastoral Livelihood Resilience project.	1162100101 Headquarters	-	-	300,000,000	899,665,000
501099 Kenya Petroleum Technical Assistance Project (KEPTAP)	1071 The National Treasury	1071100900 Kenya Petroleum Technical Assistance Project (KEPTAP).	1071100901 Headquarters	-	-	-	150,000,000
501099 Kenya Petroleum Technical Assistance Project (KEPTAP)	1153 State Department for Petroleum	1153100100 Kenya Petroleum Technical Assistance Project (KEPTAP).	1153100101 Headquarters	-	-	-	500,000,000

TABLE VII DETAILS OF EXTERNAL FUNDING FOR PROJECTS in 2017/2018 (Listed by Donor)

Source of Funding (Donor Facility)	Vote Code/Name	Project Head	Project Subhead	GRANTS in KShs		LOANS in KShs	
				Appropriation In Aid (AIA) (12000000)	REVENUE (11000000)	Appropriation In Aid (AIA) (22000000)	REVENUE (21000000)
501099 Kenya Petroleum Technical Assistance Project (KEPTAP)	1172 State Department for Investment and Industry	1172102000 Kenya Petroleum Technical Assistance Programme (KEPTAP).	1172102001 Kenya Petroleum Technical Assistance Programme (KEPTAP)	-	-	-	180,000,000
501101 Nairobi Sanitation Oba Project	1103 State Department for Water Services	1103101800 Nairobi Sanitation Oba Project.	1103101801 Headquarters	-	100,000,000	-	-
501102 Kenya Urban Water And Sanitation OBA Project	1103 State Department for Water Services	1103101900 Kenya Urban Water And Sanitation OBA Project.	1103101901 Headquarters	-	200,000,000	-	-
501103 - South Sudan Eastern Africa Transport, Trade And Development Facilitation	1091 State Department of Infrastructure	1091101400 South Sudan Eastern Africa Transport, Trade & Development Facilitation	1091101406 SS-EARTTDFP- Upgrade of Kalobeiyei River—Nadapal (88 km) road	-	-	2,134,494,000	75,000,000
		1091101400 South Sudan Eastern Africa Transport, Trade & Development Facilitation	1091101407 SS-EARTTDFP- Upgrade of Lokitaung Junction - Kalobeiyei River 80 km	-	-	1,951,538,000	75,000,000
		1091101400 South Sudan Eastern Africa Transport, Trade & Development Facilitation	1091101408 SS-EARTTDFP- Upgrading of Lokitaung Junction to Lodwar (80 km) road	-	-	1,707,595,000	75,000,000
		1091101400 South Sudan Eastern Africa Transport, Trade & Development Facilitation	1091101409 SS-EARTTDFP- Replacement of Kainuk Bridge	-	-	201,252,300	37,500,000

TABLE VII DETAILS OF EXTERNAL FUNDING FOR PROJECTS in 2017/2018 (Listed by Donor)

Source of Funding (Donor Facility)	Vote Code/Name	Project Head	Project Subhead	GRANTS in KShs		LOANS in KShs	
				Appropriation In Aid (AIA) (12000000)	REVENUE (11000000)	Appropriation In Aid (AIA) (22000000)	REVENUE (21000000)
		1091101400 South Sudan Eastern Africa Transport, Trade & Development Facilitation	1091101410 SS-EARTTDFP- Upgrading of Lodwar-Loichangamatak (50 km) road section	-	-	2,011,547,000	75,000,000
		1091101400 South Sudan Eastern Africa Transport, Trade & Development Facilitation	1091101412 SS-EARTTDFP Capacity building and Technical Assistance Programme	-	-	-	225,000,000
		1091101400 South Sudan Eastern Africa Transport, Trade & Development Facilitation	1091101413 SS-EARTTDFP - Capacity building Hqs	-	-	121,973,700	187,500,000
Total Funds: South Sudan Eastern Africa Transport Trade and Development Facilitation in State Department of Infrastructure				-	-	8,128,400,000	750,000,000
501103 - South Sudan Eastern Africa Transport, Trade And Development Facilitation	1122 State Department for Information Communications and Technology & Innovation	1122100300 East African Trade and Transport Facilitation Project.	1122100301 East African Trade and Transport Facilitation Project - Headquarters	-	-	-	800,000,000
501105 Kenya Primary Education Project - Gpe	1063 State Department for Basic Education	1063101400 Kenya Primary Education Project - GPE.	1063101401 Kenya Primary Education Project (GPE) - Headquarters	44,730,000	2,000,000,000	-	-
501106 Financial Sector Support Project	1071 The National Treasury	1071101700 Financial Sector Support Project (FSSP).	1071101701 Headquarters	-	-	-	564,629,000
501112 National Agriculture and Rural Inclusive growth Project (NARIGP)	1034 State Department for Planning and Statistics	1034106200 National Agricultural and Rural Inclusive Growth Project.	1034106201 National Agricultural and Rural Inclusive Growth Project	-	-	-	340,000,000

TABLE VII DETAILS OF EXTERNAL FUNDING FOR PROJECTS in 2017/2018 (Listed by Donor)

Source of Funding (Donor Facility)	Vote Code/Name	Project Head	Project Subhead	GRANTS in KShs		LOANS in KShs	
				Appropriation In Aid (AIA) (12000000)	REVENUE (11000000)	Appropriation In Aid (AIA) (22000000)	REVENUE (21000000)
501113 Kenya Youth Employment and Opportunities Project	1172 State Department for Investment and Industry	1172102500 Kenya Youth Empowerment and Opportunities Project.	1172102501 Kenya Youth Empowerment and Opportunities Project	-	-	-	574,562,000
501113 Kenya Youth Employment and Opportunities Project	1184 State Department for Labour	1184100500 Establishment of National Labour Market Information System (LMIS).	11841005001 Establishment of National Labour Market Information System (LMIS)	-	-	-	246,000,000
501113 Kenya Youth Employment and Opportunities Project	1184 State Department for Labour	1184101800 Kenya Youth Empowerment and Opportunities Project.	1184101801 Kenya Youth Empowerment and Opportunities Project	-	-	-	254,000,000
501113 Kenya Youth Employment and Opportunities Project	1211 State Department for Public Service and Youth Affairs	1211100100 Kenya Youth Empowerment.	1211100101 Headquarters	-	-	-	207,000,000
501114 Kenya Electricity Modernization Project	1152 State Law Office and Department of Justice	1152103200 Kenya Electricity Modernization Project.	1152103201 Kenya Electricity Modernization Project - HQ	-	-	-	91,000,000
		1152103200 Kenya Electricity Modernization Project.	1152103202 Kenya Power and Lighting Company	-	-	1,812,000,000	750,000,000
		1152103200 Kenya Electricity Modernization Project.	1152103203 Rural Electrification Agency (REA)	-	-	350,000,000	-
Total Funds: Kenya Electricity Modernization Project. In State Law Office and Department of Justice				-	-	2,162,000,000	841,000,000
501115 Integrated Programme to Build Resilience to Climate Change & Adaptive Ca	1105 State Department for Environment	1105100900 Adaptation Fund (NEMA).	1105100901 Adaptation Fund (NEMA) - Headquarters	-	437,107,000	-	-

TABLE VII DETAILS OF EXTERNAL FUNDING FOR PROJECTS in 2017/2018 (Listed by Donor)

Source of Funding (Donor Facility)	Vote Code/Name	Project Head	Project Subhead	GRANTS in KShs		LOANS in KShs	
				Appropriation In Aid (AIA) (12000000)	REVENUE (11000000)	Appropriation In Aid (AIA) (22000000)	REVENUE (21000000)
501116 Devolution Support Programme For-Results (PforR)	1032 State Department for Devolution	1032101600 Devolution Support Programme for-Results (PforR).	1032101601 Devolution Support Programme for-Results (PforR) - Headquarters	-	-	-	1,500,000,000
501116 Devolution Support Programme For-Results (PforR)	1034 State Department for Planning and Statistics	1034100100 National Integrated Monitoring and Evaluation System (NIMES).	1034100101 Headquarters	-	-	-	60,000,000
501120 Transforming health systems for universal care project	1081 Ministry of Health	1081110300 Transforming Health Systems for Universal Care Project.	1081110301 Transforming Health Systems for Universal Care Project	758,846,158	162,430,588	2,491,153,846	789,657,647
501123 Kenya Coastal Water Security and Climate Resilience Project (KCWSCR)	1103 State Department for Water Services	1103101700 Water Security and Climate Resilience (Project Advanced).	1103101703 Coastal Region Water Security & Climate Resilience Project (CRWSCR)	-	-	300,000,000	200,000,000
501124 Kenya Climate Smart Agriculture Project (KCSAP)	1161 1161 State Department for Agriculture	1161105300 Kenya Climate Smart Agriculture Project (KCSAP).	1161105301 Kenya Climate Smart Agriculture Project (KCSAP)	-	-	-	108,999,797
501125 Kenya Secondary Education Quality Improvement Project	1063 State Department for Basic Education	1063102400 Secondary Infrastructure Improvement .	10631024001 Secondary Infrastructure Improvement	-	-	-	100,000,000
501126 Kenya Aviation Modernization Project	1092 State Department of Transport	1092104200 Kenya Aviation Modernization Project.	1092104201 Kenya Aviation Modernization Project	-	-	-	170,000,000
Total: 501000 International Development Association (WORLD BANK/IMF)				803,576,158	4,544,485,588	46,726,233,617	23,984,783,179
503001 HIV/AIDS Round 7	1071 The National Treasury	1071101000 HIV/AIDS Round 7.	1071101001 Headquarters	10,304,320,203	330,757,460	-	-
503001 HIV/AIDS Round 7	1081 Ministry of Health	1081102200 HIV/AIDS Round 7.	1081102201 Headquarters	-	759,572,380	-	-

TABLE VII DETAILS OF EXTERNAL FUNDING FOR PROJECTS in 2017/2018 (Listed by Donor)

Source of Funding (Donor Facility)	Vote Code/Name	Project Head	Project Subhead	GRANTS in KShs		LOANS in KShs	
				Appropriation In Aid (AIA) (12000000)	REVENUE (11000000)	Appropriation In Aid (AIA) (22000000)	REVENUE (21000000)
503001 HIV/AIDS Round 7	1081 Ministry of Health	1081102200 HIV/AIDS Round 7.	1081102201 Headquarters	-	348,475,904	-	-
503001 HIV/AIDS Round 7	1081 Ministry of Health	1081102200 HIV/AIDS Round 7.	1081102202 Headquarters - National Aids Council	-	411,096,476	-	-
503007 Tuberculosis Round 6	1071 The National Treasury	1071101100 Tuberculosis Round 6.	1071101101 Headquarters	2,511,561,610	98,840,500	-	-
503007 Tuberculosis Round 6	1081 Ministry of Health	1081102300 Tuberculosis Round 6.	1081102301 Headquarters	-	199,515,900	-	-
503009 Malaria Round 10 - Special Global Fund	1071 The National Treasury	1071101200 Malaria Round 10 - Special Global Fund.	1071101201 Headquarters	4,212,484,786	112,151,297	-	-
503009 Malaria Round 10 - Special Global Fund	1081 Ministry of Health	1081102400 Malaria Round 10 - Special Global Fund.	1081102401 Headquarters	-	1,200,000,000	-	-
Total: 503000 Global Fund				17,028,366,599	2,700,837,537	-	-
505006 Standards and Market Access Programme (SMAP)	1162 State Department for Livestock	1162100200 Standards and Market Access Programme (SMAP).	1162100201 Headquarters	387,000,000	-	-	-
505027 Rural Road Rehabilitation (EC Roads 2000)	1091 State Department of Infrastructure	1091132000 Roads 2000.	1091132004 EU Eastern Province PH 3	2,500,000,000	-	-	-
505031 Northern Corridor Rehabilitation-III	1091 State Department of Infrastructure	1091101600 Northern Corridor Rehabilitation-III.	1091101601 Headquarters	200,000,000	-	-	-
505035 Transport Infrastructure for Regional Integration (Merille River-Marsabit)	1091 State Department of Infrastructure	1091101700 Transport Infrastructure for Regional Integration (Merille River-Mar	1091101701 Headquarters	600,000,000	-	-	-
505048 Technical Support Programme (ERD)	1071 The National Treasury	1071101300 Technical Support Programme (ERD).	1071101301 Headquarters	52,000,000	-	-	-

TABLE VII DETAILS OF EXTERNAL FUNDING FOR PROJECTS in 2017/2018 (Listed by Donor)

Source of Funding (Donor Facility)	Vote Code/Name	Project Head	Project Subhead	GRANTS in KShs		LOANS in KShs	
				Appropriation In Aid (AIA) (12000000)	REVENUE (11000000)	Appropriation In Aid (AIA) (22000000)	REVENUE (21000000)
505051 Sugar Reforms Support Project	1161 1161 State Department for Agriculture	1161102100 Sugar Reforms Support Project.	1161102101 Headquarters	416,000,000	-	-	-
505056 Improving Access in Kenya's National Parks (Bridge Over the Galana River)	1091 State Department of Infrastructure	1091127700 Construction of Bridge over Galana River.	1091127701 Construction of Bridge over Galana River	150,000,000	-	-	-
505057 Nairobi Missing Link Roads and Non-Motorized Transport Facilities	1091 State Department of Infrastructure	1091123200 EU Missing Links (EU Funded 67% & 33% GOK).	1091123201 EU Missing Links (EU Funded 67% & 33% GOK)	700,000,000	-	-	-
505058 Support to Road Sector: Capacity Building Component	1091 State Department of Infrastructure	1091102000 Support to Road Sector: Capacity Building Component.	1091102001 Headquarters	100,000,000	-	-	-
505060 Regional integration implementation program	1071 The National Treasury	1071101400 Regional integration implementation program.	1071101401 Headquarters	-	340,009,000	-	-
505061 KRDP ASAL Drought Contingency Fund Project	1033 State Department for Special Programmes	1033100200 KRDP ASAL Drought Contingency Fund Project.	1033100201 Headquarters	269,350,000	-	-	-
505062 Water Tower Protection & Climate Change Mitigation & Adaptation (WATER)	1106 State Department for Natural Resources	1106100400 Kenya's Water Tower Protection & Climate Change (WaTER) Programme.	1106100401 Kenya's Water Tower Protection (WaTER) Programme - Headquarters	397,000,000	-	-	-
505063 Instruments for Devolution Advice and Support (IDEAS)	1032 State Department for Devolution	1032101800 IDEAS-Instrument for Devolution Advice and support .	1032101801 IDEAS-Instrument for Devolution Advice and support - HQ	1,000,000,000	-	-	-
505064 Technical Assistance	1152 State Department for Energy	1152107300 Sustainable Energy For All.	1152107301 Sustainable Energy For All	-	25,000,000	-	-

TABLE VII DETAILS OF EXTERNAL FUNDING FOR PROJECTS in 2017/2018 (Listed by Donor)

Source of Funding (Donor Facility)	Vote Code/Name	Project Head	Project Subhead	GRANTS in KShs		LOANS in KShs	
				Appropriation In Aid (AIA) (12000000)	REVENUE (11000000)	Appropriation In Aid (AIA) (22000000)	REVENUE (21000000)
505065 Ending Drought Emergencies: Support to Drought Risk Management	1033 State Department for Special Programmes	1033101000 Ending Drought Emergencies.	1033101001 Ending Drought Emergencies	300,000,000	-	-	-
Total: 505000 European Development Fund (EDF/EEC)				7,071,350,000	365,009,000	-	-
506001 Olkaria I and IV Project (GDC)	1152 State Department for Energy	1152100800 Olkaria I and IV.	1152100801 Headquarters	-	-	2,072,000,000	-
Total: 506000 European Investment Bank (EIB)				-	-	2,072,000,000	-
510015 Lake Victoria Water Supply & Sanitation Programme Phase II	1103 State Department for Water Services	1103102000 Lake Victoria Water Supply & Sanitation Programme Phase II.	1103102001 Headquarters	100,000,000	-	-	-
510017 Menengai Geothermal Development Project	1152 State Department for Energy	1152102200 Menengai Geothermal Development Project.	1152102201 Headquarters	-	-	974,630,652	-
510025 Interconnection Project of Electric Grids of Nile Equatorial lakes Countr	1152 State Department for Energy	1152102400 Interconnection Project of Electric Grids of Nile Equatorial lakes C.	1152102401 Headquarters	-	-	665,000,000	30,000,000
510034 Kenya/ Ethiopia, Isiolo-Moyale Road Project Phase II (Masarbit-Turbi)	1091 State Department of Infrastructure	1091102200 Kenya/ Ethiopia, Isiolo-Moyale Road Project Phase II (Masarbit-Turbi)	1091102201 Headquarters	-	-	200,000,000	-
510036 Kenya Ethiopia (Turbi-Moyale) Road Project Phase III Corridor Ph II (Turb)	1091 State Department of Infrastructure	1091102300 Kenya Ethiopia (Turbi-Moyale) Road Project Phase III Corridor Ph II.	1091102301 Headquarters	-	-	500,000,000	-
510037 Menengai Geothermal Development Project (Strategic Climate Fund - SREP)	1152 State Department for Energy	1152102200 Menengai Geothermal Development Project.	1152102201 Headquarters	251,250,000	-	485,619,000	-

TABLE VII DETAILS OF EXTERNAL FUNDING FOR PROJECTS in 2017/2018 (Listed by Donor)

Source of Funding (Donor Facility)	Vote Code/Name	Project Head	Project Subhead	GRANTS in KShs		LOANS in KShs	
				Appropriation In Aid (AIA) (12000000)	REVENUE (11000000)	Appropriation In Aid (AIA) (22000000)	REVENUE (21000000)
510038 Eastern Africa Inter-connector (Ethiopa-Kenya)	1152 State Department for Energy	1152101800 Eastern Electricity Highway Project (Ethiopia-Kenya Interconnector).	1152101801 Headquarters	-	-	751,000,000	-
510042 Drought Resilience and Sustainable Livelihood Programme in Horn of Africa	1161 State Department for Agriculture	1161102400 Drought Resilience and Sustainable Livelihood Programme in Horn of A	1161102401 Headquarters	30,760,463	10,713,383	408,148,722	43,999,909
510043 Support To Enhancement Of Quality And Relevance In Higher Education, Science and Technology	1065 State Department for University Education	1065100100 Support To Enhancement Of Quality And Relevance In Higher Education.	1065100101 Headquarters	-	-	1,461,000,000	-
510047 - Arusha-Holili/Taveta-Voi Road Project	1091 State Department of Infrastructure	1091102400 Arusha-Holili/Taveta-Voi Road Project.	1091102401 Headquarters	-	-	2,000,000,000	-
510048 Nairobi Outer Ring Road Improvement Project	1091 State Department of Infrastructure	1091123300 Nairobi Outering Roads.	1091123301 Nairobi Outering Roads	10,000,000	-	1,200,000,000	50,000,000
510049 Thwake MultiPurpose Water Development Program Phase I	1104 State Department for Irrigation	1104100100 Thwake MultiPurpose Water Development Program Phase I.	1104100101 Headquarters	60,000,000	-	1,587,000,000	53,000,000
510053 Last Mile Electricity Connectivity	1152 State Department for Energy	1152102700 Last Mile Electricity Connectivity.	1152102701 Headquarters	-	-	1,568,000,000	-
510054 East Africa's Centers of Excellence for Skills and Tertiary Education in	1081 Ministry of Health	1081102500 East Africa's Centers of Excellence for Skills & Tertiary Education.	1081102501 Headquarters	-	-	430,000,000	270,000,000

TABLE VII DETAILS OF EXTERNAL FUNDING FOR PROJECTS in 2017/2018 (Listed by Donor)

Source of Funding (Donor Facility)	Vote Code/Name	Project Head	Project Subhead	GRANTS in KShs		LOANS in KShs	
				Appropriation In Aid (AIA) (12000000)	REVENUE (11000000)	Appropriation In Aid (AIA) (22000000)	REVENUE (21000000)
510060 Mombasa-Mariakani Highway Project	1091 State Department of Infrastructure	1091102600 Mombasa Mariakani Highway Project.	1091102602 Dualling of Mombasa - Mariakani Road (Lot 1: Msa - Kwa Jomvu)	-	-	1,500,000,000	-
510061 Support To Technical Vocational Education and Training for Relevant Skill	1064 State Department for Vocational and Technical Training	1064101100 38 GOK-AfDB TTIs PHASE II.	1064101139 GoK-AfDB TVET Phase II - Headquarters	-	-	1,300,000,000	-
510062 Multinational Kenya Tanzania Power Interconnection Project (Kenya Component)	1152 State Department for Energy	1152103100 Multi-National Kenya-TZ Power Interconnection Project.	1152103101 Kenya Component - Headquarters	-	-	850,000,000	-
510063 Small Scale Irrigation and Value Addition Project (SIVAP)	1161 State Department for Agriculture	1161105100 Small Scale Irrigation and Value Addition Project.	1161105101 Small Scale Irrigation and Value Addition Project	98,617,000	775,559,154	87,722,278	60,629,294
510064 Kenya National Green Economy Strategy-Development of Low Carbon Projects	1105 State Department for Environment	1105102800 Implementation of National Green Economy Strategy through Low Carbon.	1105102801 Implementation of National Green Economy Strategy through Low Carbon	38,000,000	18,000,000	-	-
510065 Sirari Corridor Accessibility and Road Safety Improvement Project: Iseban	1091 State Department of Infrastructure	1091115400 Isebania - Mukuyu - Kisii - Ahero Road (A1) Lot 1 & 2.	1091115401 Isebania - Mukuyu - Kisii - Ahero Road (A1) Lot 1 & 2	-	-	350,000,000	-
510066 Multinational Lake Victoria Maritime Communication and Transport	1092 State Department of Transport	1092104300 Multinational Lake Victoria Maritime Communication & Transport Project.	1092104301 Multinational Lake Victoria Maritime Communication & Transport Project	-	-	10,000,000	-
510067 Last Mile Connectivity - Phase II	1152 State Department for Energy	1152102700 Last Mile Electricity Connectivity.	1152102701 Headquarters	-	-	1,600,000,000	800,000,000

TABLE VII DETAILS OF EXTERNAL FUNDING FOR PROJECTS in 2017/2018 (Listed by Donor)

Source of Funding (Donor Facility)	Vote Code/Name	Project Head	Project Subhead	GRANTS in KShs		LOANS in KShs	
				Appropriation In Aid (AIA) (12000000)	REVENUE (11000000)	Appropriation In Aid (AIA) (22000000)	REVENUE (21000000)
510068 Kenya Towns Water and Sanitation Program	1103 State Department for Water Services	1103107800 Kenya Towns Sustainable Water Supply and Sanitation Programme- Rift .	1103107801 Kenya Towns Sustainable Water Supply and Sanitation Programme- Rift Valley	-	-	20,000,000	-
510068 Kenya Towns Water and Sanitation Program	1103 State Department for Water Services	1103107900 Kenya Towns Sustainable Water Supply and Sanitation Programme-Tana.	1103107901 Kenya Towns Sustainable Water Supply and Sanitation Programme-Tana	-	-	10,000,000	-
510068 Kenya Towns Water and Sanitation Program	1103 State Department for Water Services	1103111400 Kenya Towns Sustainable Water Supply & Sanitation Programme - Athi.	1103111401 Kenya Towns Sustainable Water Supply & Sanitation Programme - Athi	-	-	20,000,000	-
Total: 510000 African Development Fund (ADB/ADF)				588,627,463	804,272,537	17,978,120,652	1,307,629,203
512014 Garissa Sewerage Project	1103 State Department for Water Services	1103102300 Garissa Sewerage Project.	1103102301 Headquarters	-	-	57,500,000	-
512015 Kenyatta National Hospital	1081 Ministry of Health	1081102600 Kenyatta National Hospital.	1081102601 Headquarters	-	-	50,000,000	-
512017 Nuno-Modogashe Road	1091 State Department of Infrastructure	1091100300 Nuno-Modogashi Road.	1091100301 Headquarters	-	-	120,000,000	-
512018 Rural Electrification Project	1152 State Department for Energy	1152104400 Electrification of Public Facilities.	11521044001 Electrification of Public Facilities	-	-	40,000,000	-
512019 REHABILITATION OF WATER SUPPLY AND SEWERAGE FOR OLOITOKITOK TOWN	1103 State Department for Water Services	1103102400 Rehabilitation Of Water Supply And Sewerage For Oloitokitok Town.	1103102401 Headquarters	-	-	100,000,000	-

TABLE VII DETAILS OF EXTERNAL FUNDING FOR PROJECTS in 2017/2018 (Listed by Donor)

Source of Funding (Donor Facility)	Vote Code/Name	Project Head	Project Subhead	GRANTS in KShs		LOANS in KShs	
				Appropriation In Aid (AIA) (12000000)	REVENUE (11000000)	Appropriation In Aid (AIA) (22000000)	REVENUE (21000000)
512020 Rongai Hospital Project	1081 Ministry of Health	1081102700 Rongai Hospital Project.	1081102701 Headquarters	-	-	50,000,000	-
Total: 512000 Arab Bank for Economic Development in Africa (BADEA)				-	-	417,500,000	-
513006 Garissa Sewerage Project	1103 State Department for Water Services	1103102300 Garissa Sewerage Project.	1103102301 Headquarters	-	-	90,000,000	-
513008 Kenyatta National Hospital	1081 Ministry of Health	1081102800 Kenyatta National Hospital.	1081102801 Headquarters	-	-	150,000,000	-
513009 Nuno-Modogashe Road	1091 State Department of Infrastructure	1091100300 Nuno-Modogashi Road.	1091100301 Headquarters	-	-	120,000,000	-
513010 Rural Electrification Project	1152 State Department for Energy	1152104400 Electrification of Public Facilities.	11521044001 Electrification of Public Facilities	-	-	685,000,000	-
Total: 513000 Organization of Petroleum Exporting Countries (OPEC)				-	-	1,045,000,000	-
517034 International Peace Support Training Centre	1041 Ministry of Defence	1041100100 International Peace Support Training Centre.	1041100101 Headquarters	45,000,000	-	-	-
517081 Economic Empowerment Programme	1034 State Department for Planning and Statistics	1034100700 Economic Empowerment Programme.	1034100701 Headquarters	80,000,000	-	-	-
517082 Extractive Industries For Sustainable Development In Kenya	1191 Ministry of Mining	1191100100 Extractive Industries For Sustainable Development In Kenya.	1191100101 Headquarters	22,321,429	-	-	-
517091 Support To Low Carbon Climate Resilient Development For Poverty Reduction	1105 State Department for Environment	1105100400 Support To Low Carbon Climate Resilient Development For Poverty Reduction.	1105100401 Headquarters	30,000,000	-	-	-

TABLE VII DETAILS OF EXTERNAL FUNDING FOR PROJECTS in 2017/2018 (Listed by Donor)

Source of Funding (Donor Facility)	Vote Code/Name	Project Head	Project Subhead	GRANTS in KShs		LOANS in KShs	
				Appropriation In Aid (AIA) (12000000)	REVENUE (11000000)	Appropriation In Aid (AIA) (22000000)	REVENUE (21000000)
517093 Deepening Foundations For Peacebuilding And Community Security In Kenya 2	1021 State Department for Interior	1021100100 Deepening Foundations For Peace building And Community Security In K.	1021100101 Headquarters	71,700,000	65,800,000	-	-
517094 Support To Monitoring Of Undaf In Delivery As One Approach	1071 The National Treasury	1071101500 Support To Monitoring Of UNDAF In Delivery As One Approach.	1071101501 Headquarters	20,000,000	20,000,000	-	-
517097 Support To The Office Of The Attorney General and Department of Justice	1252 State Law Office and Department of Justice	1252100200 Support To The Office of The Attorney General & Department of Justice	1252100201 Headquarters	8,928,571	-	-	-
517100 - Low Emission and Climate Resilient Development in Kenya	1105 State Department for Environment	1105100500 Low Emission And Climate Resilient Development In Kenya.	1105100501 Headquarters	28,075,000	244,535,000	-	-
517102 Support Implementation of Governments Medium Term Plan II of Vision 2030	1034 State Department for Planning and Statistics	1034101700 Macro Economic Planning and International Relations.	1034101701 Macro Economic Planning and International Relations	85,000,000	-	-	-
517104 Strengthening Electoral Process in Kenya	2031 Independent Electoral and Boundaries Commission	2031101500 Strengthening the Electoral Process in Kenya.	2031101501 Strengthening the Electoral Process in Kenya	712,210,000	-	-	-
517105 Support to Devolution Programme	1032 State Department for Devolution	1032101700 UNDP-support to devolution programme.	1032101701 UNDP-support to devolution programme - HQ	-	50,000,000	-	-
517107 Sound Chemicals Management Mainstreaming & UPOPs Reduction in Kenya	1105 State Department for Environment	1105102500 Sound Chemicals Management Mainstreaming &	1105102501 Sound Chemicals Management Mainstreaming &	-	70,000,000	-	-

TABLE VII DETAILS OF EXTERNAL FUNDING FOR PROJECTS in 2017/2018 (Listed by Donor)

Source of Funding (Donor Facility)	Vote Code/Name	Project Head	Project Subhead	GRANTS in KShs		LOANS in KShs	
				Appropriation In Aid (AIA) (12000000)	REVENUE (11000000)	Appropriation In Aid (AIA) (22000000)	REVENUE (21000000)
		UPOPs Reduction in Kenya.	UPOPs Reduction in Kenya				
Total: 517000 United Nations Development Programme (UNDP)				1,103,235,000	450,335,000	-	-
519001 Integration and Coordination with ICPD POA-NCAPD	1034 State Department for Planning and Statistics	1034100800 Integration and Coordination with ICPD POA-NCAPD.	1034100801 Headquarters	12,000,000	95,700,000	-	-
519004 Data Collection and Data Base Development	1034 State Department for Planning and Statistics	1034100900 Data Collection and Data Base Development.	1034100901 Headquarters	-	5,800,000	-	-
519017 M&E Directorate	1034 State Department for Planning and Statistics	1034101000 M&E Directorate.	1034101001 Headquarters	9,400,000	-	-	-
519024 National Aids Control Council	1081 Ministry of Health	1081102900 National Aids Control Council.	1081102901 Headquarters	-	13,379,143	-	-
519028 Improvement of Civil Registration System	1021 State Department for Interior	1021101800 Maintenance & Roll-Out of Civil Registration & Vital Statistics System.	1021101801 Maintenance & Roll-Out of Civil Registration & Vital Statistics System	10,296,889	-	-	-
519029 GBV and RH Rights	1291 Office of the Director of Public Prosecutions	1291101000 UNFPA 8th Country Programme on FGM.	1291101001 UNFPA 8th Country Programme on FGM	-	2,550,000	-	-
519030 Generating Evidence for Population Dynamics	1065 State Department for University Education	1065100400 University of Nairobi.	1065100408 Generating Evidence for Population Dynamics	305,604	4,750,000	-	-
Total: 519000 United Nations Fund for Population Activities (UNFPA)				32,002,493	122,179,143	-	-

TABLE VII DETAILS OF EXTERNAL FUNDING FOR PROJECTS in 2017/2018 (Listed by Donor)

Source of Funding (Donor Facility)	Vote Code/Name	Project Head	Project Subhead	GRANTS in KShs		LOANS in KShs	
				Appropriation In Aid (AIA) (12000000)	REVENUE (11000000)	Appropriation In Aid (AIA) (22000000)	REVENUE (21000000)
520006 Low Carbon Low Emission Clean Energy Technology Transfer Program (Kenya C	1172 State Department for Investment and Industry	1172100200 Low Carbon Low Emission Clean Energy Technology Transfer Program (Ke.	1172100201 Headquarters	54,000,000	-	-	-
Total: 520000 United Nations Industrial Development Organization (UNIDO)				54,000,000	-	-	-
521009 Phasing out Ozone Depleting Substances Project Operationalized.	1105 State Department for Environment	1105100600 Phasing out Ozone Depleting Substances Project Operationalized..	1105100601 Headquarters	-	15,000,000	-	-
521014 Support to Kenya for the Revision of the NBSAPs and Development of Fifth	1105 State Department for Environment	1105100700 Support to Kenya for the Revision of the NBSAPs and Development of F.	1105100701 Headquarters	-	30,000,000	-	-
Total: 521000 United Nations Environmental Programme (UNEP)				-	45,000,000	-	-
522023 Early Childhood Development	1063 State Department for Basic Education	1063100500 Early Childhood Development.	1063100501 Headquarters	5,000,000	10,000,000	-	-
522035 Social Policy and Statistics (KNBS)	1034 State Department for Planning and Statistics	1034101100 Social Policy and Statistics (KNBS).	1034101101 Headquarters	-	10,000,000	-	-
522059 Nutrition	1081 Ministry of Health	1081103200 Nutrition.	1081103201 Headquarters	33,778,496	33,778,496	-	-
522060 Environmental Health Services	1081 Ministry of Health	1081103300 Environmental Health Services.	1081103301 Headquarters	50,000,000	-	-	-
522061 Integrated Protective Services	1185 State Department for Social Protection	1185100200 Integrated Protective Services.	1185100201 Headquarters	-	15,500,000	-	-
522062 Family Based Care for Vulnerable Children (Cash Transfer)	1185 State Department for Social Protection	1185100300 Family Based Care for Vulnerable Children (Cash Transfer).	1185100301 Headquarters	-	25,802,000	-	-

TABLE VII DETAILS OF EXTERNAL FUNDING FOR PROJECTS in 2017/2018 (Listed by Donor)

Source of Funding (Donor Facility)	Vote Code/Name	Project Head	Project Subhead	GRANTS in KShs		LOANS in KShs	
				Appropriation In Aid (AIA) (12000000)	REVENUE (11000000)	Appropriation In Aid (AIA) (22000000)	REVENUE (21000000)
		1185100300 Family Based Care for Vulnerable Children (Cash Transfer).	1185100302 Social Protection Secretariat	-	3,600,000	-	-
Total Funds: Family Based Care for Vulnerable Children (Cash Transfer) in State Department for Social Protection				-	29,402,000	-	-
522067 Social Policy and Research	1034 State Department for Planning and Statistics	1034101200 Social Policy and Research.	1034101201 Headquarters	6,000,000	6,000,000	-	-
522072 Nomadic Education	1063 State Department for Basic Education	1063100600 Nomadic Education.	1063100601 Headquarters	5,000,000	30,000,000	-	-
522075 Child Friendly Schools	1063 State Department for Basic Education	1063100800 Child Friendly Schools.	1063100801 Headquarters	5,000,000	5,000,000	-	-
522076 Peace Education	1063 State Department for Basic Education	1063100900 Peace Education.	1063100901 Headquarters	5,000,000	5,000,000	-	-
522080 Education in Emergencies	1063 State Department for Basic Education	1063101200 Education in Emergencies.	1063101201 Headquarters	5,000,000	5,000,000	-	-
522084 Social Policy (MED)	1034 State Department for Planning and Statistics	1034101300 Social Policy (MED).	1034101301 Headquarters	5,700,000	12,460,000	-	-
Total: 522000 United Nations International Children Education Fund (UNICEF)				120,478,496	162,140,496	-	-
523002 Food and Nutrition Support for Vulnerable Populations Affected by HIV/AIDS	1081 Ministry of Health	1081103400 Food and Nutrition Support for Vulnerable Populations Affected by HIV/AIDS	1081103401 Headquarters	324,300,000	-	-	-

TABLE VII DETAILS OF EXTERNAL FUNDING FOR PROJECTS in 2017/2018 (Listed by Donor)

Source of Funding (Donor Facility)	Vote Code/Name	Project Head	Project Subhead	GRANTS in KShs		LOANS in KShs	
				Appropriation In Aid (AIA) (12000000)	REVENUE (11000000)	Appropriation In Aid (AIA) (22000000)	REVENUE (21000000)
523012 Protracted Relief and Recovery Operation (Bridging Relief and Resilience)	1033 State Department for Special Programmes	1033100300 Protracted Relief and Recovery.	1033100301 Protracted Relief and Recovery - Headquarters	-	110,000,000	-	-
Total: 523000 World Food Programme (WFP)				324,300,000	110,000,000	-	-
524001 Health System Management	1081 Ministry of Health	1081103500 Health System Management.	1081103501 Headquarters	2,600,000,000	-	-	-
Total: 524000 Global Alliance Vaccine Initiative (GAVI)				2,600,000,000	-	-	-
526005 Smallholders Dairy Commercialization Pogramme	1162 State Department for Livestock	1162100400 Smallholders Dairy Commercialization Programme.	1162100401 Headquarters	-	-	100,000,000	600,000,000
526008 Profit Programme	1071 The National Treasury	1071101600 Profit Programme.	1071101601 Headquarters	-	-	-	691,594,800
526009 Upper Tana Natural Resources Management Project	1103 State Department for Water Services	1103102600 Upper Tana Natural Resources Management Project.	1103102601 Headquarters	-	-	150,000,000	830,000,000
526011 KCEP II Climate Resilient Agricultural Livelihoods (CRAL)	1161 State Department for Agriculture	1161102900 Kenya Cereal Enhancement Programme (KCEP).	1161102901 Headquarters	260,000,000	607,000,000	250,000,000	241,000,000
Total: 526000 International Fund for Agricultural Development (IFAD)				260,000,000	607,000,000	500,000,000	2,362,594,800
527003 Energy Sector Project (KPLC)	1152 State Department for Energy	1152107000 Installation of Solar Lanterns.	1152107001 Installation of Solar Lanterns	-	-	1,530,000,000	-
Total: 527000 Nordic Development Fund (NDF)				-	-	1,530,000,000	-
531001 Capacity Building Regulatory Agencies Modified Crops, Products and Process	1161 State Department for Agriculture	1161105600 Strengthening Fertilizer - AGRA.	1161105601 Strengthening Fertilizer - AGRA	-	27,000,000	-	-
Total: 531000 Alliance For A Green Revolution In Africa (AGRA)				-	27,000,000	-	-
TOTAL.....KShs.				40,184,041,005	12,369,484,326	171,270,254,269	32,997,062,105

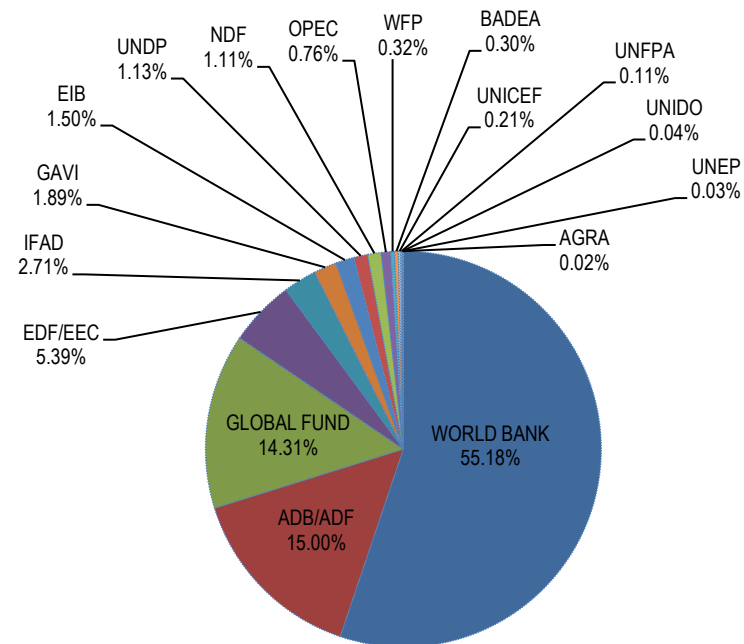
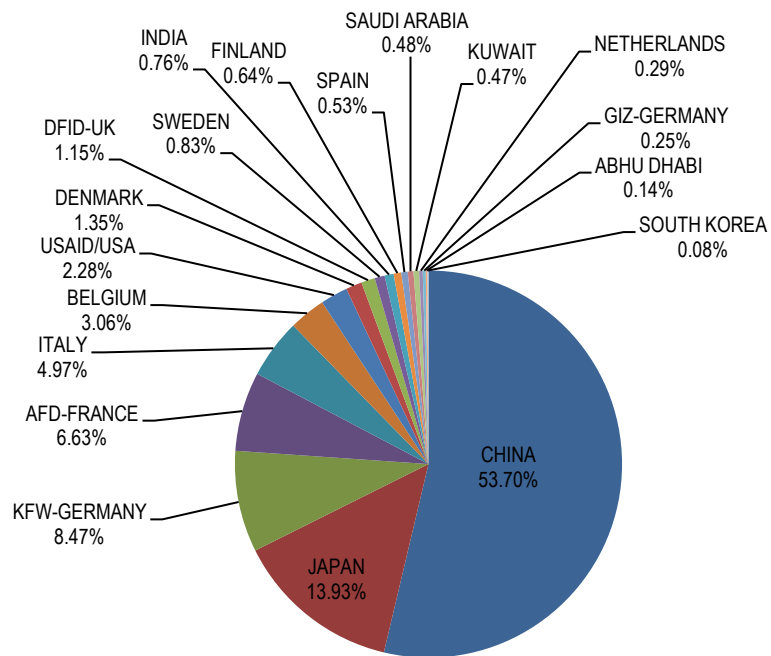
TABLE VII DETAILS OF EXTERNAL FUNDING FOR PROJECTS in 2017/2018 (Listed by Donor)

Source of Funding (Donor Facility)	Vote Code/Name	Project Head	Project Subhead	GRANTS in KShs		LOANS in KShs	
				Appropriation In Aid (AIA) (12000000)	REVENUE (11000000)	Appropriation In Aid (AIA) (22000000)	REVENUE (21000000)
GRAND TOTAL.....KShs.							256,820,841,705

**External Resources for Projects in 2017/2018 Budget -National Government
Total Contribution by Donor/Lender (KSh. (256,820,841,705)**

Bi-lateral
(KShs 118,972,784,744)

Multi-lateral
(KShs 137,848,056,961)



Bi-lateral /Lenders contributing less than KShs. 100,000,000

SOUTH KOREA	100,000,000
	100,000,000

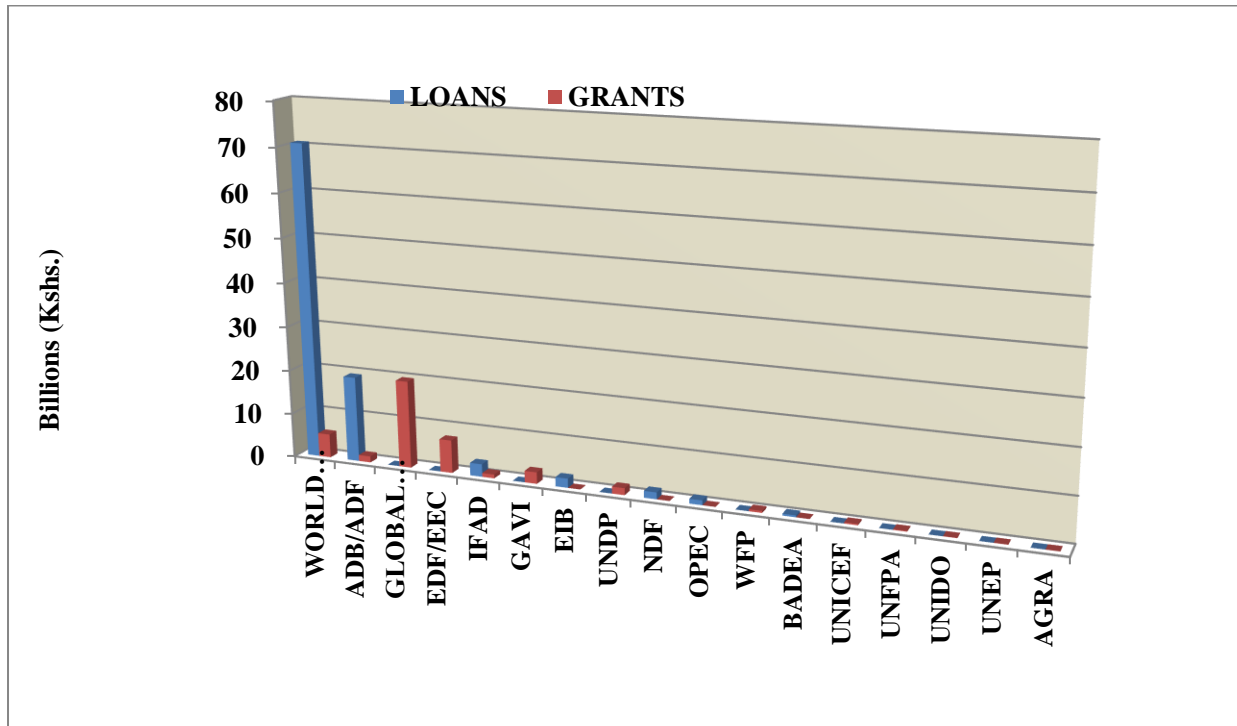
Multi-lateral /Lenders contributing less than KShs. 100,000,000

UNIDO	54,000,000
UNEP	45,000,000
AGRA	27,000,000
	126,000,000

Figure 3: Distribution of External Funds by Donors – Multilaterals and bi-laterals

External Resources for 2017/2018– National Government

Multi-Lateral Donors/Lenders



Bi-Lateral Donors/Lenders

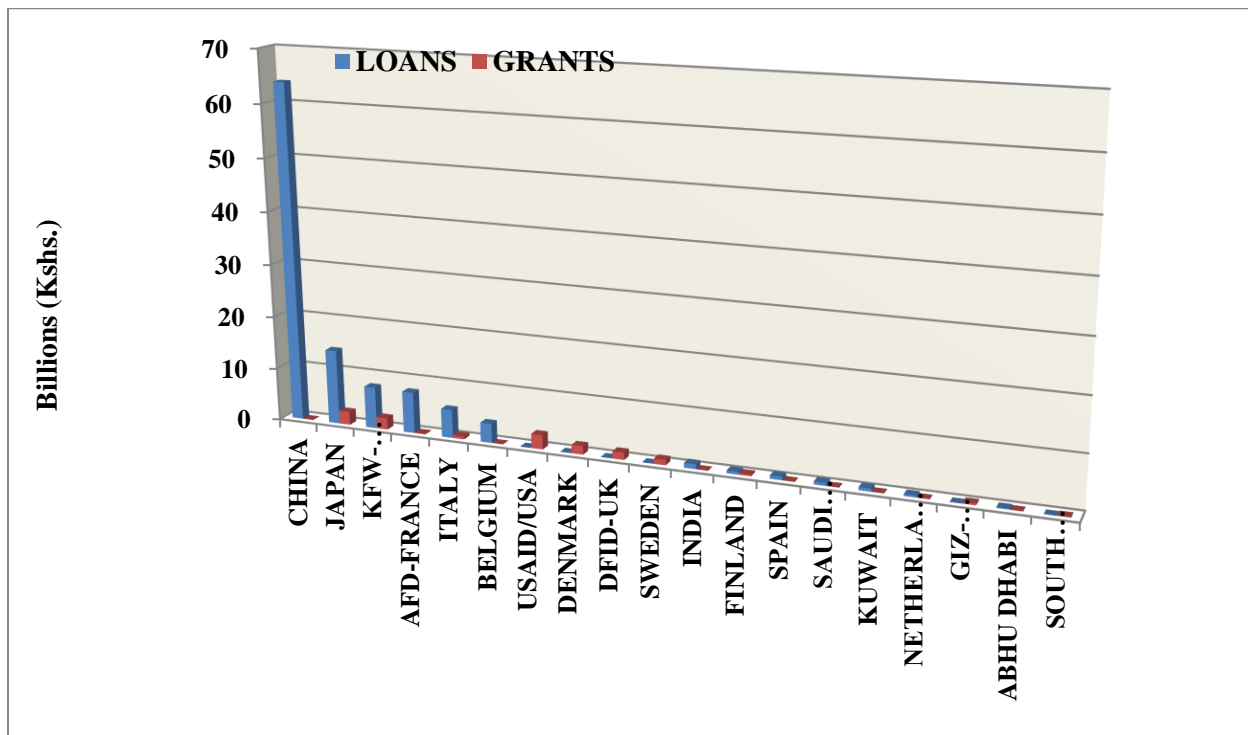


Figure 4: Distribution of External Funds by Donors – Loans/Grants

**External Resources for Projects in 2017/2018 Budget
Total Contribution by All Donors (KShs. 256,820,841,705)**

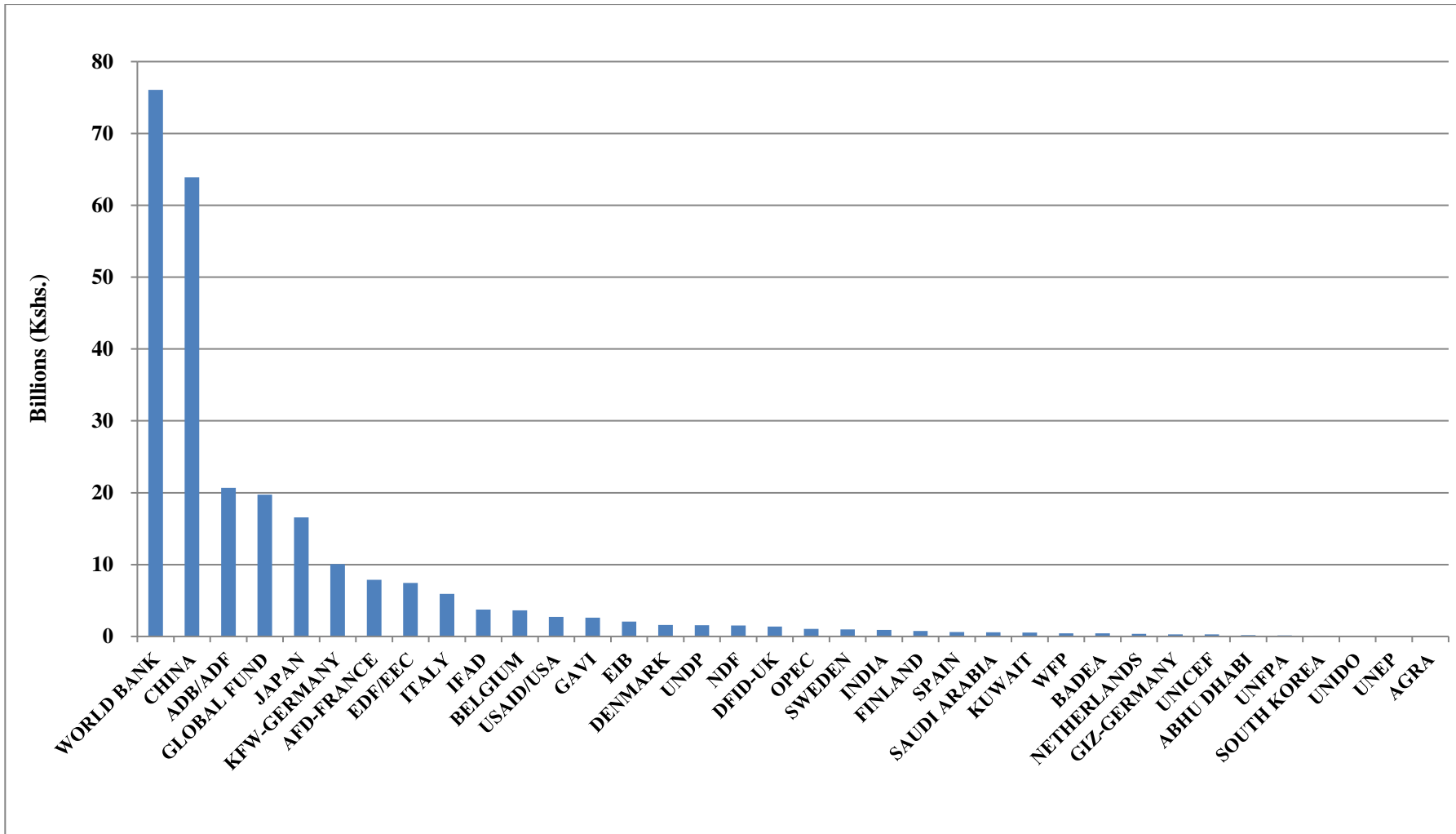
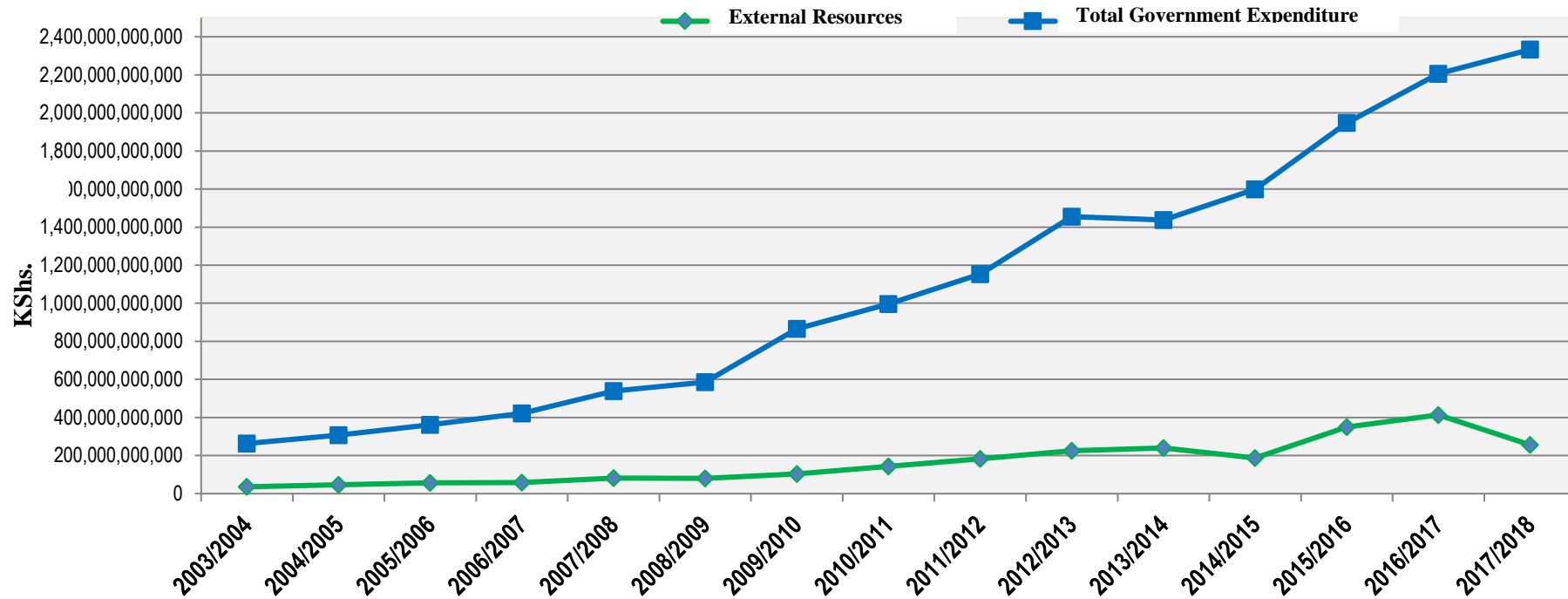


Figure 5: Total Contribution by All Donors/Lenders

**Total Government Expenditure and External Resources – National Government
2003/2004-2017/2018**



Notes:

1. Total Government Expenditure includes Recurrent and Development expenditure of Ministries/Departments and expenditure under Consolidated Fund Services
2. External Resources include both Project Loans and Grants but excludes defense loans.

Figure 6: Total Expenditure Versus External Resources

TABLE VIII: TREND IN DONOR COMMITMENTS VERSUS DISBURSEMENT

FINANCIAL YEAR	PRINTED REVISED ESTIMATES					DISBURSEMENT DETAILS (FIGURES)					% Total Disbursed Against Total Printed
	LOANS REVENUE	GRANTS REVENUE	LOANS AIA	GRANTS AIA	TOTALS PRINTED/ REVISED	LOANS REVENUE	GRANTS REVENUE	LOANS AIA	GRANTS AIA	DISBURSED TOTALS	
2008/2009	17,641,543,428	12,886,295,253	40,534,477,736	14,631,663,562	85,693,979,979	13,245,826,950.75	8,735,506,558.10	23,247,498,369.15	9,330,033,035.40	54,558,864,913.40	63.67
2009/2010	24,387,488,977	15,107,130,406	44,069,602,369	20,177,563,328	103,741,785,080	10,363,260,006.65	7,738,715,113.55	29,426,581,777.22	11,721,226,186.00	59,249,783,083.42	57.11
2010/2011	27,009,714,460	13,634,416,647	55,871,720,215	30,093,261,741	126,609,113,063	16,110,494,008.55	7,672,547,517.70	34,957,925,957.75	14,205,411,315.45	72,946,378,799.45	57.62
2011/2012	36,429,210,744	14,209,558,108	99,468,302,284	32,818,085,979	182,925,157,115	18,989,636,986.40	7,640,411,066.80	58,414,572,757.10	9,624,003,879.51	94,668,624,689.81	51.75
2012/2013	42,974,788,891	13,975,731,875	111,317,837,680	41,384,218,108	209,652,576,554	23,230,613,481.70	4,382,426,918.50	62,229,203,259.75	15,528,698,153.25	105,370,941,813.20	50.26
2013/2014	54,320,535,680	9,544,777,966	90,436,875,751	38,591,110,855	192,893,300,252	27,353,064,085.70	6,797,482,036.50	53,551,772,754.52	14,322,839,012.75	102,025,157,889.47	52.89
2014/2015	50,896,810,312	12,374,851,930	253,432,401,119	42,384,698,026	359,088,761,387	28,932,468,197.55	7,685,085,256.70	189,286,895,045.51	16,181,859,935.77	242,086,308,435.53	67.42
2015/2016	40,849,148,093	17,024,520,876	255,058,525,529	40,540,967,005	353,473,161,503	23,582,507,678	7,174,643,459	111,747,730,558	14,941,993,596	157,446,875,291.63	44.54
2016/2017	43,239,836,263	17,845,009,597	269,474,305,873	32,676,530,087	363,235,681,820	28,434,386,816	10,769,922,993	221,253,981,928	12,839,614,973	273,297,906,710	75.2

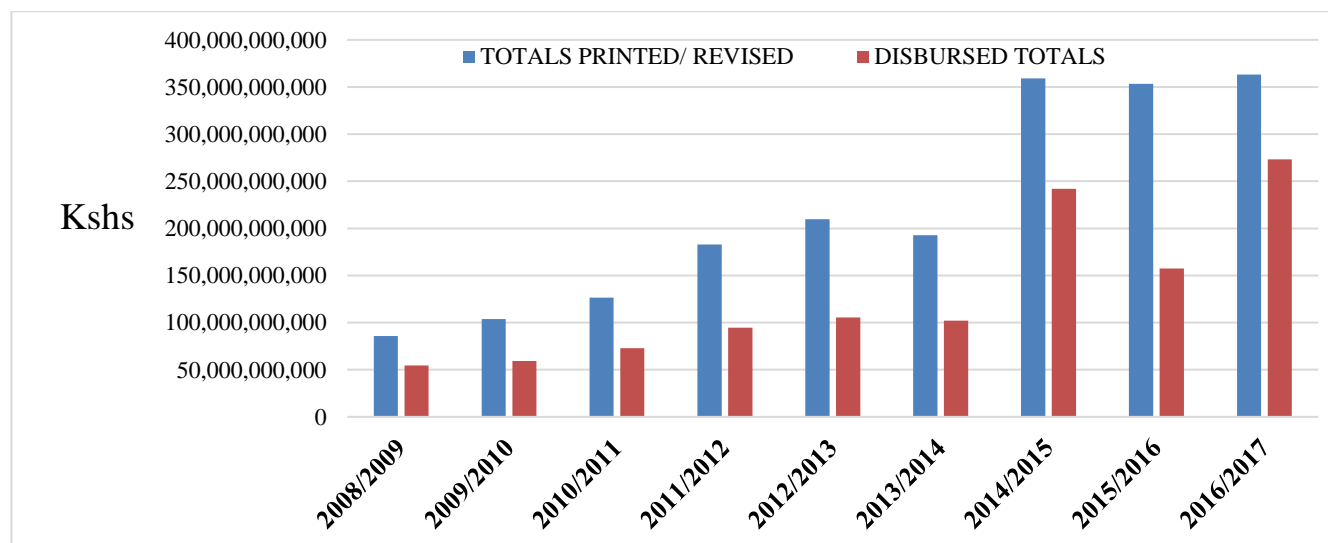


Figure 7: Trend in Commitments Versus Disbursements

Funding Types Disbursement Trend in %




Figure 8: Funding Types Disbursement Trend in %

Funding Type Modes Disbursement Trend in %

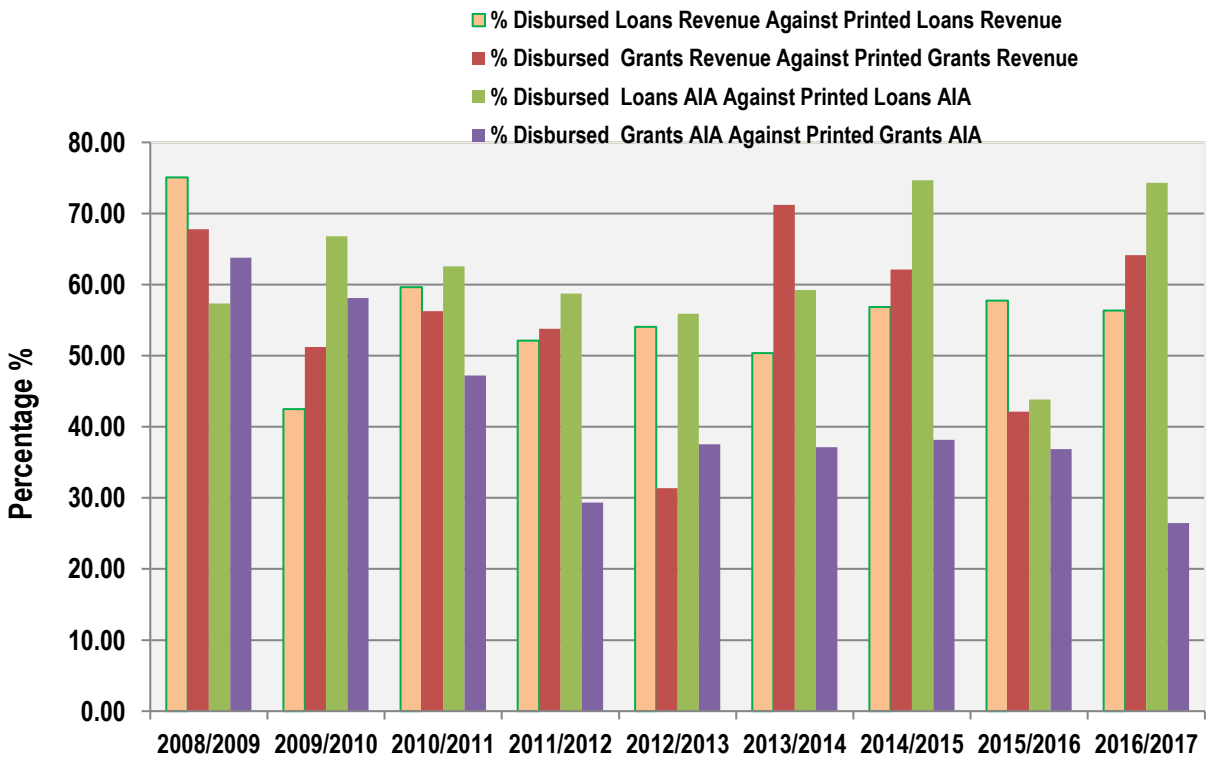


Figure 9: Funding Type Modes Disbursement Trend

TABLE IX: PREVIOUS FINANCIAL YEAR 2016/2017 PERFORMANCE

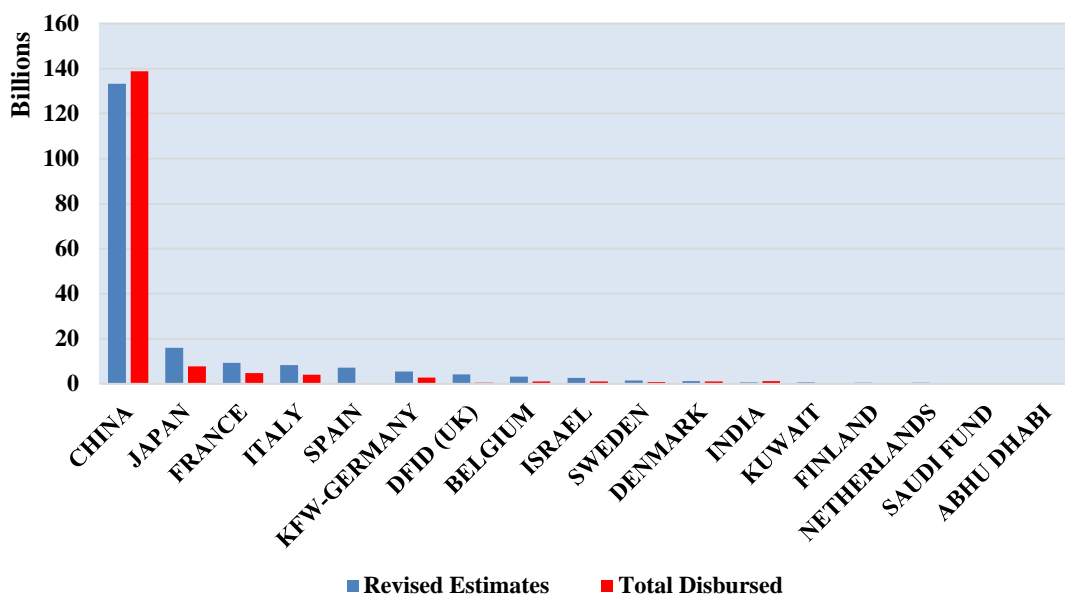
Donor Code	Donor Name	REVISED II ESTIMATES 2016/2017					DISBURSEMENTS AS AT 30TH JUNE 2017					
		Appropriation in Aid (AIA)		REVENUE		Total Revised II	Appropriation in Aid (AIA)		REVENUE		Total Disbursed	% DISBURSED
		GRANTS	LOANS	GRANTS	LOANS		GRANTS	LOANS	GRANTS	LOANS		
BILATERAL DONORS												
025	CHINA		133,207,600,000		0	133,207,600,000		138,857,468,631			138,857,468,630.85	104.24%
021	JAPAN	781,700,000	11,780,000,000	200,250,000	3,248,540,000	16,010,490,000		6,393,453,327		1,394,400,000	7,787,853,326.76	48.64%
016	FRANCE	351,500,000	6,632,796,310	52,000,000	2,227,572,000	9,263,868,310	2,565,000	4,017,615,176		713,854,619	4,734,034,795.05	51.10%
011	ITALY	0	7,900,323,000	394,974,830	28,000,000	8,323,297,830		4,008,235,418		28,000,000	4,036,235,417.55	48.49%
014	KFW-GERMANY	570,100,000	4,412,920,825	251,356,400	200,000,000	5,434,377,225		2,727,609,906		63,355,986	2,790,965,891.62	51.36%
023	INDIA		665,424,000		0	665,424,000		1,202,915,080			1,202,915,079.80	180.77%
001	DENMARK	0		1,280,685,000		1,280,685,000	0	0	1,144,656,164	0	1,144,656,164.20	89.38%
038	ISRAEL		2,600,000,000		0	2,600,000,000		1,140,221,570			1,140,221,569.60	43.85%
007	BELGIUM		3,215,505,500		0	3,215,505,500		1,080,314,181			1,080,314,180.84	33.60%
004	SWEDEN	64,668,200		1,388,275,247		1,452,943,447			848,841,453		848,841,452.80	58.42%
040	DFID (UK)	4,193,746,000		0		4,193,746,000	511,049,598				511,049,598.30	12.19%
019	SAUDI FUND		439,617,404		0	439,617,404		388,367,585			388,367,585.33	88.34%
012	SPAIN		7,158,036,523		0	7,158,036,523		379,444,897			379,444,896.60	5.30%
003	NETHERLANDS	11,025,000	450,000,000	0	0	461,025,000	0	366,028,211	0	0	366,028,211.42	79.39%
020	ABHU DHABI		322,000,000		0	322,000,000		354,756,431			354,756,430.51	110.17%
006	FINLAND	114,362,440	342,090,000	106,714,000	0	563,166,440		339,543,384			339,543,384.30	60.29%
018	KUWAIT		640,000,000		0	640,000,000		194,890,126			194,890,126.03	30.45%
015	GIZ-GERMANY	212,500,000		4,500,000		217,000,000					-	0.00%
024	SOUTH KOREA	22,365,000		0		22,365,000					-	0.00%
031	USAID	1,009,000,000		0		1,009,000,000					-	0.00%
034	FORD	0		56,000,000		56,000,000					-	0.00%
043	POLAND		4,599,000,000		0	4,599,000,000					-	0.00%
TOTAL: BILATERAL DONORS		7,330,966,640	184,365,313,562	3,734,755,477	5,704,112,000	201,135,147,679	513,614,598.30	161,450,863,921.26	2,021,497,617.00	2,171,610,605.00	166,157,586,741.56	82.61%

Donor Code	Donor Name	REVISED II ESTIMATES 2016/2017					DISBURSEMENTS AS AT 30TH JUNE 2017					
		Appropriation in Aid (AIA)		REVENUE		Total Revised II	Appropriation in Aid (AIA)		REVENUE		Total Disbursed	% DISBURSED
		GRANTS	LOANS	GRANTS	LOANS		GRANTS	LOANS	GRANTS	LOANS		
MULTI-LATERAL DONORS												
501	IDA	516,400,000	45,530,317,005	7,037,666,843	34,709,018,299	87,793,402,147	244,584,456	33,687,086,272	4,639,546,887	24,921,052,337	63,492,269,951.73	72.32%
510	ADB/F	1,959,390,100	36,980,060,021	144,506,500	451,674,800	39,535,631,421	278,387,464	24,383,089,614	34,760,310	167,086,634	24,863,324,021.10	62.89%
503	GLOBAL FUND	13,720,706,108		5,650,820,751		19,371,526,859	8,652,797,421		3,664,374,569		12,317,171,989.45	63.58%
505	EDF	6,784,445,330		207,000,000		6,991,445,330	2,780,143,607		51,750,000		2,831,893,606.74	40.51%
526	IFAD	450,000,000	1,010,104,316	270,000,000	1,475,031,164	3,205,135,480	370,087,428	725,197,011	129,969,553	1,174,637,241	2,399,891,233.66	74.88%
513	OPEC		626,564,622		0	626,564,622		581,116,947			581,116,947.47	92.75%
512	BADEA		656,946,347		0	656,946,347		426,628,162			426,628,161.66	64.94%
523	WFP	0		110,000,000		110,000,000			110,000,000		110,000,000.00	100.00%
519	UNFPA	18,724,689		116,968,788		135,693,477			68,015,695		68,015,695.00	50.12%
502	GETF	0		183,615,178		183,615,178			33,686,802		33,686,802.40	18.35%
521	UNEP	0		20,000,000		20,000,000			9,499,980		9,499,980.00	47.50%
522	UNICEF	138,100,000		94,255,400		232,355,400			6,821,580		6,821,580.00	2.94%
506	EIB		305,000,000		900,000,000	1,205,000,000					-	0.00%
517	UNDP	727,546,790		193,000,000		920,546,790					-	0.00%
524	GAVI	1,000,000,000		0		1,000,000,000					-	0.00%
527	NDF	0		63,500,000		63,500,000					-	0.00%
530	UN WOMEN	30,250,430		0		30,250,430					-	0.00%
531	AGRA	0		16,100,000		16,100,000					-	0.00%
518	UNESCO	0		2,820,660								
TOTAL: MULTI-LATERAL DONORS		25,345,563,447	85,108,992,311	14,110,254,120	37,535,724,263	162,097,713,481	12,326,000,374.87	59,803,118,006.52	8,748,425,376.40	26,262,776,211.42	107,140,319,969.21	66.10%
GRAND TOTAL		32,676,530,087	269,474,305,873	17,845,009,597	43,239,836,263	363,232,861,160	12,839,614,973.17	221,253,981,927.78	10,769,922,993.40	28,434,386,816.42	273,297,906,710.77	75.24%

TABLE X: SUMMARY OF GRANTS AND LOANS DISBURSEMENT STATUS - CUMMULATIVE 2016/2017

FOR THE PREIOD ENDING 30TH JUNE 2017						
FUNDING TYPE	PRINTED ESTIMATES 2016/2017	REVISED ESTIMATES 1 2016/2017	REVISED ESTIMATES 11 2016/2017	TOTAL REVISED ESTIMATES 2016/2017	CUMMULATIVE DISBURSEMENT	% Achieved against Revised Estimates
LOANS REVENUE	50,446,125,516	(11,458,543,222)	3,352,253,969	42,339,836,263	28,434,386,816	67%
GRANTS REVENUE	16,787,273,642	(1,778,558,258)	3,736,294,213	18,745,009,597	10,769,922,993	57%
LOANS AIA	297,810,014,834	(53,713,356,404)	27,377,647,443	271,474,305,873	221,253,981,928	82%
GRANTS AIA	48,569,491,258	(16,598,069,511)	705,108,340	32,676,530,087	12,839,614,973	39%
TOTALS	413,612,905,250	(83,548,527,395)	35,171,303,965	365,235,681,820	273,297,906,711	75%

BILATERAL DONORS



MULTI-LATERAL DONORS

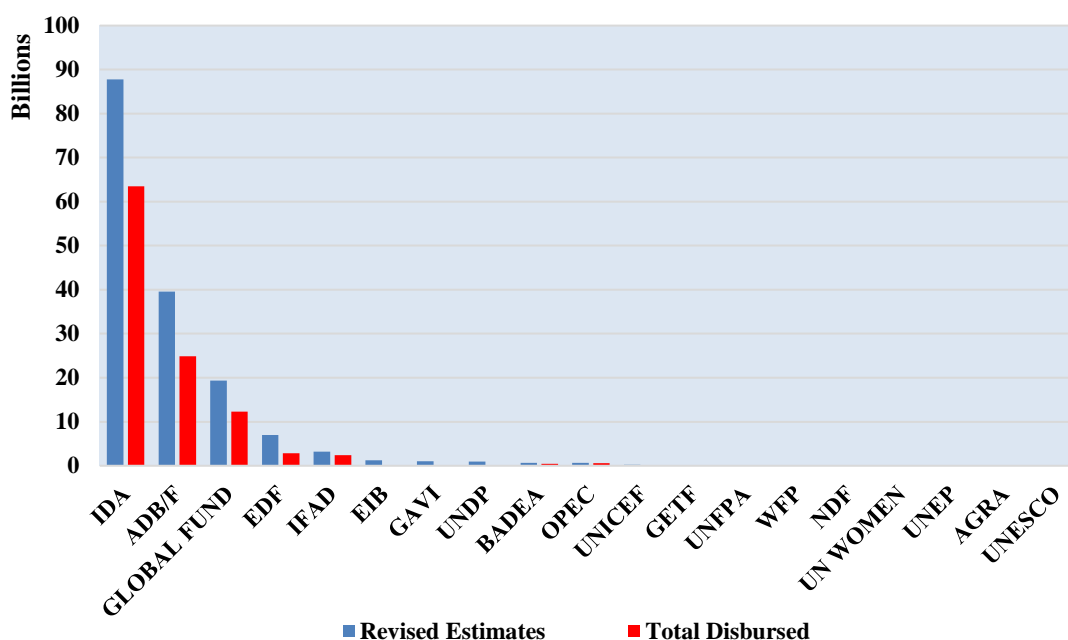


Figure 10: Disbursements versus Budget for FY 2016/2017

In the FY 2015/2016 and 2016/2017, the Government mobilized KShs 353.5 and 363.2 billion respectively from our Development Partners to fund development programmes/projects. The absorption capacity for FY 2015/2016 and 2016/2017, was 44.5% and 75% respectively, indicating an increase of 30.8%.